

# Update on Net Income of General Practitioner Dentists – 2023 data

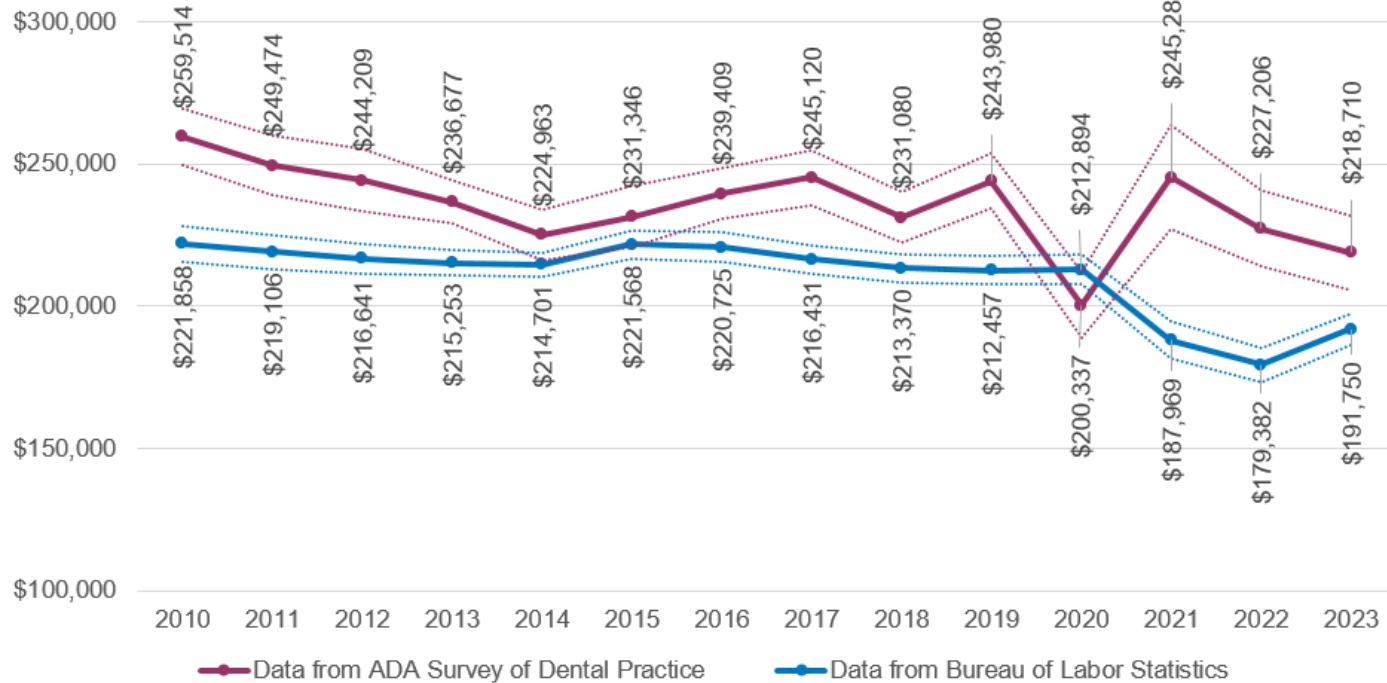
May 2024

# Introduction

- We update data on net income and busyness for general practitioner dentists for 2023
- We use two data sources
  - ADA HPI Survey of Dental Practice (SDP)
  - Bureau of Labor Statistics - Occupational Employment and Wage Statistics (BLS)
- We provide 'big picture' insights
- We provide more detail on data sources and methods in the appendix

# GP Dentist Net Income

Average Annual Net Income, General Practitioners in Private Practice, Inflation-Adjusted (With 95% Confidence Intervals)

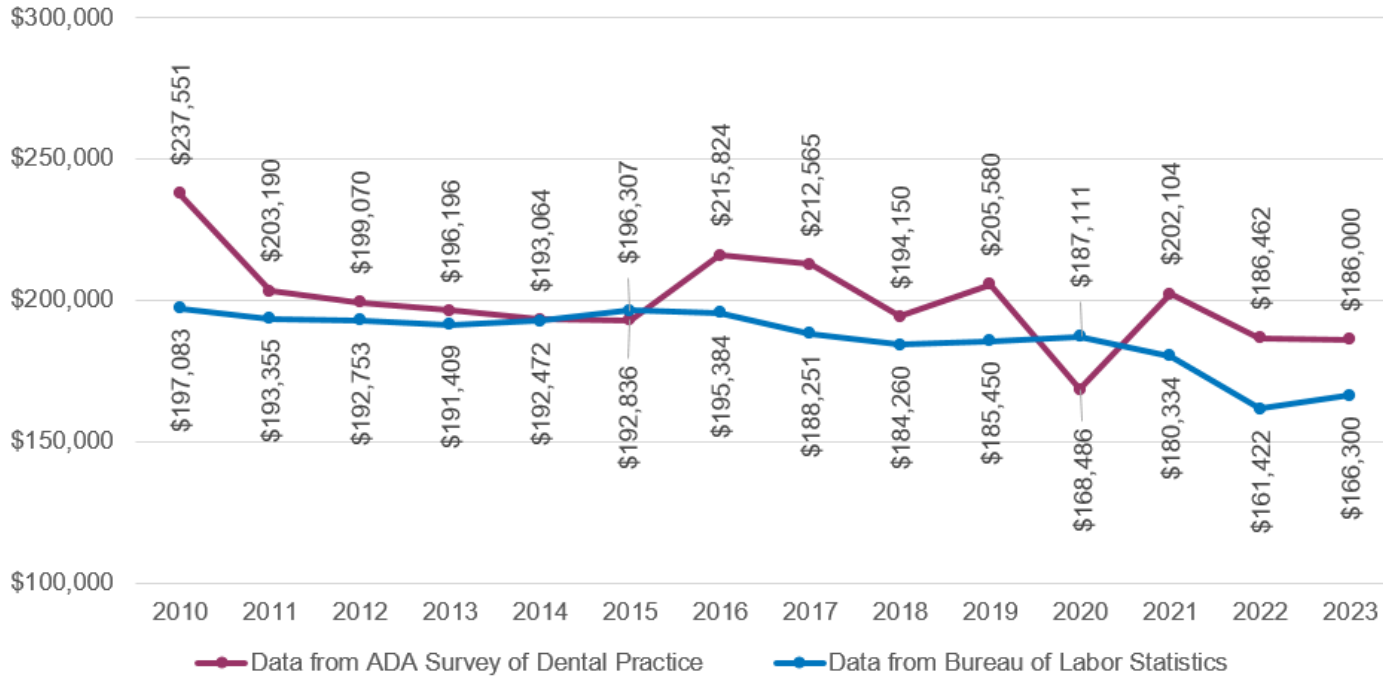


*ADA data show no statistically significant change in GP dentist net income in 2023. The BLS data show a slight increase. The long-term trend shows a slight decline.*

*(Note: ADA data on income include more types of dentist compensation than BLS data. See Methods.)*

# GP Dentist Net Income

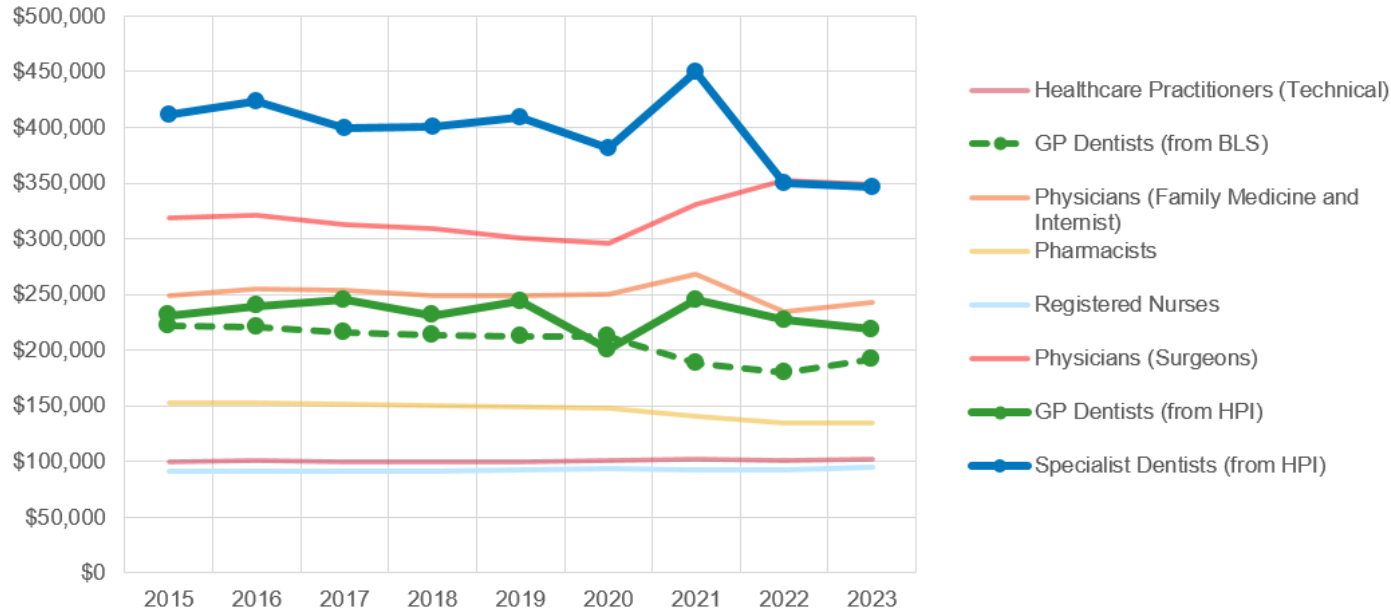
Median Annual Net Income, General Practitioners in Private Practice, Inflation-Adjusted



*Looking at median instead of average gives the same overall conclusion regarding trends in GP net income.*

# GP Dentist Net Income

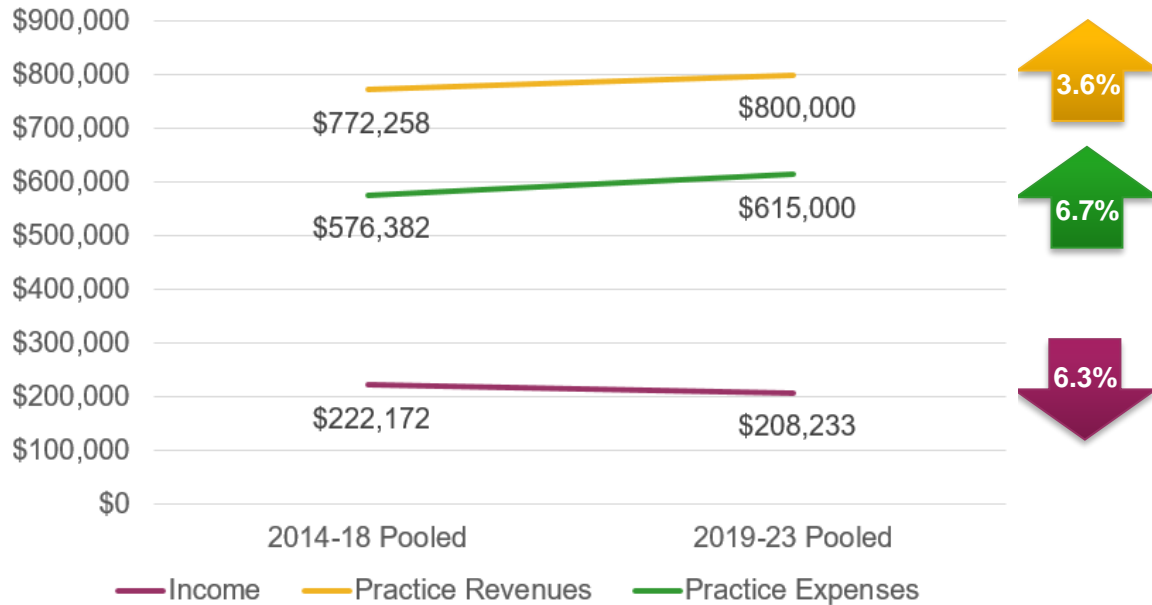
Average Annual Net Income, Inflation-Adjusted (Constant 2023 Dollars),  
Selected Health Care Occupations (BLS unless otherwise noted)



*The net income of GP dentists (from HPI) tends to be just below that of Physicians (Family Medicine and Internist) from BLS data.*

# Revenues, Expenses and Income

Median Annual Net Income, Practice Revenues, and Expenses, General Practitioner Owners, Inflation-Adjusted

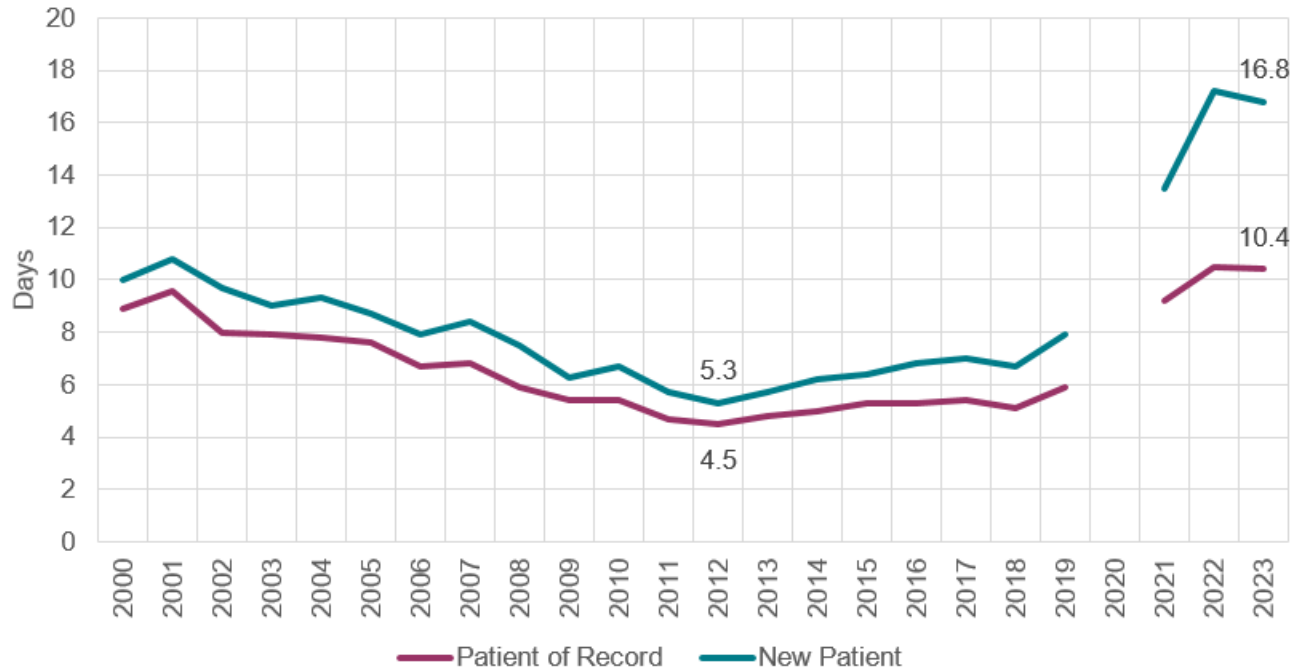


*Practice expenses are rising faster than practice revenues.*

*This is driving the downward trend in GP dentist net incomes.*

# Patient Appointment Wait Times

Average Wait Time in Days for a General Practitioner Dentist Appointment

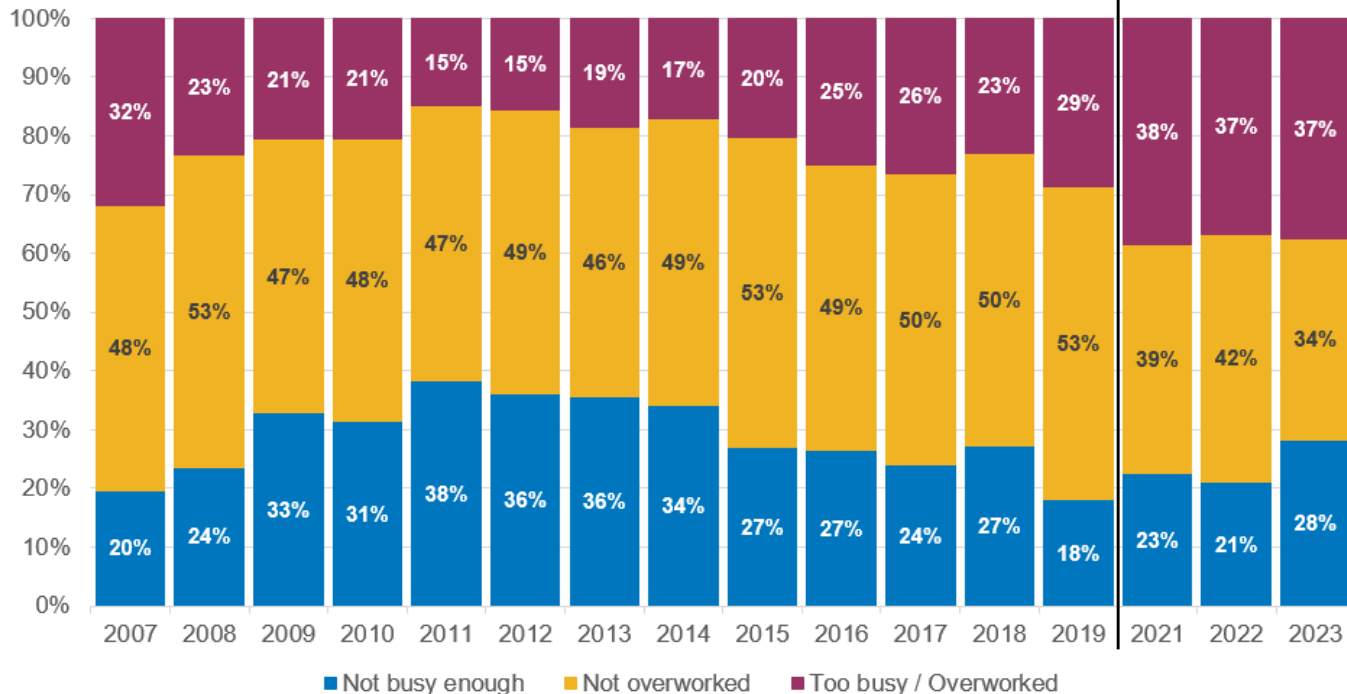


*Patient appointment wait times went up significantly in 2022 and stayed up in 2023.*

*This is likely a result of staffing shortages in dental offices.*

# Busyness

General Practitioners' Busyness

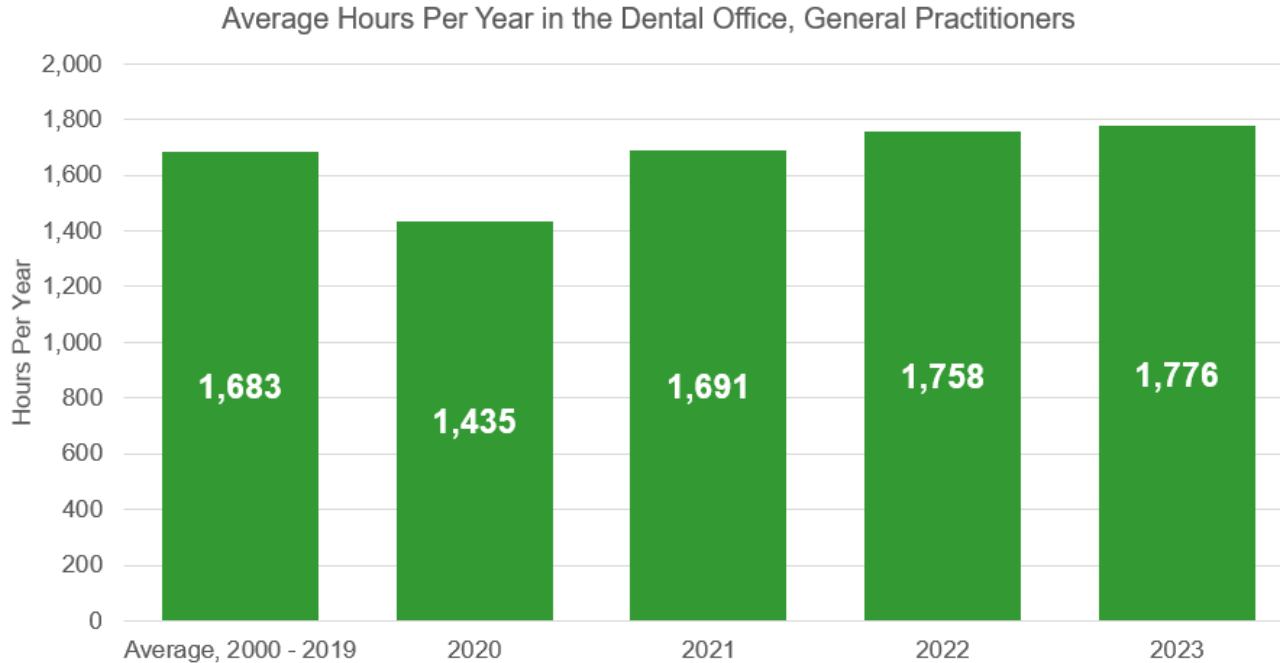


*Post-pandemic, GP dentists are busier than ever.*

*The percent indicating “Too busy to treat all people requesting appointments” or “Provided care to all who requested appointments but was overworked” is near an all time high.*



# Average Hours Worked



*On average, GP dentists worked 5.5% more hours in 2023 than the average from 2000 – 2019.*

*The hours in 2023 are roughly equivalent to an extra 2 hours per week compared to 2000 – 2019 (assuming 48 weeks worked per year).*

# Key Insights

- After rising in 2021 as dentistry recovered from the COVID-19 pandemic, average net income for general practitioner dentists was largely unchanged between 2022 and 2023, after adjusting for inflation. Longer term, there is a slight decline overall in the data.
- Practice expenses are increasing faster than revenues, driving the decline in average net income.
- General practitioner dentists are busier than ever and are working longer hours post-pandemic.
- Taken together the latest data suggest continued ‘margin compression’ in the dental sector.

# Data Sources and Notes

<b>Dentists Surveyed</b>	<b>Bureau of Labor Statistics</b>	<b>ADA HPI Survey of Dental Practice</b>
Private Practice Owners (Incorporated)	Yes	Yes
Private Practice Owners (Unincorporated)	No	Yes
Private Practice Nonowners	Yes	Yes
Dentists in Non-Private Practice Settings, e.g., Education, Government, Hospitals	Yes	No

<b>Types of Income Captured</b>	<b>Bureau of Labor Statistics</b>	<b>ADA HPI Survey of Dental Practice</b>
Salary, commissions, production bonuses	Yes	Yes
Year-end bonuses, non-production bonuses	No	Yes
Payments made to a retirement plan	No	Yes

*BLS and SDP income trends differ because the two methods of data collection differ.*

# Data Sources and Notes

## Slides 3 – 5

**Sources:** ADA Health Policy Institute annual *Survey of Dental Practice*. Results are weighted to compensate for oversampling and nonresponse bias. Methods available at [https://www.ada.org/-/media/project/ada-organization/ada/ada-org/files/resources/research/hpi/hpidata\\_sdpi\\_2023.xlsx](https://www.ada.org/-/media/project/ada-organization/ada/ada-org/files/resources/research/hpi/hpidata_sdpi_2023.xlsx)

U.S. Department of Labor, Bureau of Labor Statistics, Occupational Employment and Wage Statistics (OEWS). Available at <https://www.bls.gov/oes/tables.htm>, accessed April 22, 2024.

U.S. Department of Labor, Bureau of Labor Statistics, Consumer Price Index. Available at <https://www.bls.gov/cpi/data.htm>. Accessed April 22, 2024.

**Notes:** Net income is adjusted for inflation using the All-Item Consumer Price Index. All values are in constant 2023 dollars. The “Physicians (Family Medicine and Internist)” category is a combination of the “Family Medicine Physicians” and “General Internal Medicine Physicians” categories weighted by their job counts. BLS state-level incomes are available on [ADA.org/HPI](https://www.ada.org/HPI).


# Data Sources and Notes

## Slides 6 – 9

**Source:** ADA Health Policy Institute annual *Survey of Dental Practice*. Results are weighted to compensate for oversampling and nonresponse bias.

**Notes:** Dentist net income, practice receipts, and practice expenses are adjusted for inflation using the All-Item Consumer Price Index. All values are in constant 2023 dollars.

# Thank You!



[ADA.org/HPI](https://ada.org/HPI)

[hpi@ada.org](mailto:hpi@ada.org)



**ADA** American Dental Association®