

Table of Contents

	Page																								
About This Study	2																								
Results for the questions below are reported in two sections:																									
<ul style="list-style-type: none"> All Respondents Combined includes overall results for all respondents. Select Breakout of Results includes results by ownership status, DSO affiliation, practice size, geography, sex, age, & race/ethnicity. 																									
	<table border="1"> <thead> <tr> <th></th> <th style="text-align: right;">All Respondents Combined</th> <th style="text-align: right;">Select Breakouts of Results</th> </tr> </thead> <tbody> <tr> <td>Looking ahead to the next six months, how confident are you in the recovery of: (Your particular dental practice, The dental care sector in general, The U.S. economy)</td> <td style="text-align: right;">3</td> <td style="text-align: right;">7</td> </tr> <tr> <td>How full was your dental practice's appointment schedule last week?</td> <td style="text-align: right;">3</td> <td style="text-align: right;">15</td> </tr> <tr> <td>Which of the following factors prevented your dental practice's appointment schedule from reaching 100% last week? (Patient cancellations, Not enough patients making appointments, Trouble filling vacant staff positions, COVID safety protocols, Other)</td> <td style="text-align: right;">4</td> <td style="text-align: right;">15</td> </tr> <tr> <td>Have you recently or are you currently recruiting any of the following positions in your dental practice? (Dental hygienists, Dental assistants, Dentists, Administrative staff)</td> <td style="text-align: right;">5</td> <td style="text-align: right;">29</td> </tr> <tr> <td>How challenging has it been to recruit the position(s) below? (Dental hygienists, Dental assistants, Dentists, Administrative staff)</td> <td style="text-align: right;">5</td> <td style="text-align: right;">29</td> </tr> <tr> <td>[Owner dentists only] How many of each of the following positions in your practice are <i>currently filled</i>? How many <i>open positions</i> does your practice have in each of the following?</td> <td style="text-align: right;">6</td> <td style="text-align: right;">41</td> </tr> <tr> <td>Number of Responses by Wave/by Group</td> <td colspan="2" style="text-align: right;">48</td> </tr> </tbody> </table>		All Respondents Combined	Select Breakouts of Results	Looking ahead to the next six months, how confident are you in the recovery of: (Your particular dental practice, The dental care sector in general, The U.S. economy)	3	7	How full was your dental practice's appointment schedule last week?	3	15	Which of the following factors prevented your dental practice's appointment schedule from reaching 100% last week? (Patient cancellations, Not enough patients making appointments, Trouble filling vacant staff positions, COVID safety protocols, Other)	4	15	Have you recently or are you currently recruiting any of the following positions in your dental practice? (Dental hygienists, Dental assistants, Dentists, Administrative staff)	5	29	How challenging has it been to recruit the position(s) below? (Dental hygienists, Dental assistants, Dentists, Administrative staff)	5	29	[Owner dentists only] How many of each of the following positions in your practice are <i>currently filled</i> ? How many <i>open positions</i> does your practice have in each of the following?	6	41	Number of Responses by Wave/by Group	48	
	All Respondents Combined	Select Breakouts of Results																							
Looking ahead to the next six months, how confident are you in the recovery of: (Your particular dental practice, The dental care sector in general, The U.S. economy)	3	7																							
How full was your dental practice's appointment schedule last week?	3	15																							
Which of the following factors prevented your dental practice's appointment schedule from reaching 100% last week? (Patient cancellations, Not enough patients making appointments, Trouble filling vacant staff positions, COVID safety protocols, Other)	4	15																							
Have you recently or are you currently recruiting any of the following positions in your dental practice? (Dental hygienists, Dental assistants, Dentists, Administrative staff)	5	29																							
How challenging has it been to recruit the position(s) below? (Dental hygienists, Dental assistants, Dentists, Administrative staff)	5	29																							
[Owner dentists only] How many of each of the following positions in your practice are <i>currently filled</i> ? How many <i>open positions</i> does your practice have in each of the following?	6	41																							
Number of Responses by Wave/by Group	48																								

About This Study

To better understand the economic and operational conditions in dental practices and public health clinics over time, and to measure the impact of the COVID-19 pandemic and other emerging issues in dentistry, the ADA Health Policy Institute launched a tracking poll in January 2022. For its initial wave over the week of January 17, 2022, we invited nearly 80,000 dentists from across the U.S. to join a panel in which they will complete a survey once a month; over 3,000 have opted to participate. The number of respondents in each wave, along with the number of responses in each reporting category in the current wave, can be found at the end of this report.

Below are the results from the latest wave of this study, distributed the week of May 16, 2022, for dentists working in private dental practices. The report includes breakouts by ownership status, DSO affiliation, practice size, geographic location, sex, age group, and race/ethnicity. Unless noted otherwise, charts reflect the results from the latest wave of data collection. **Please note that we only include graphics representing at least 30 responses.** Because of this, we were not able to include results for dentists in large group practices with 10+ dentists and dentists in the following racial/ethnic categories: Black, Native Hawaiian or Pacific Islander, and American Indian or Alaskan Native. The number of respondents by demographics can be found at the end of this report.

This report was published in May 2022 by the American Dental Association's Health Policy Institute.

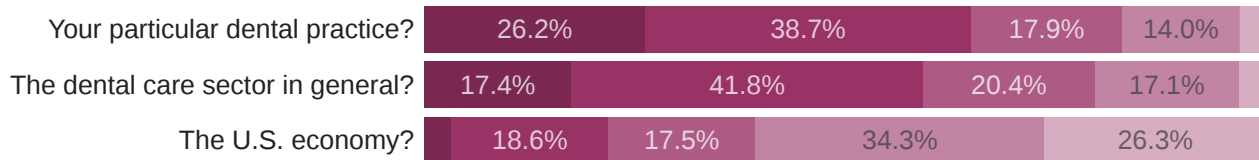
211 E. Chicago Avenue
Chicago, Illinois 60611
312.440.2928
hpi@ada.org

For more information on other publications, products and services, please visit our website, [ADA.org/HPI](https://ada.org/HPI).

All Respondents

Looking ahead to the next six months, how confident are you in the recovery of:

1389 Responses



- Very confident
- Somewhat confident
- Neither confident nor skeptical
- Somewhat skeptical
- Very skeptical

How full was your dental practice's appointment schedule last week?

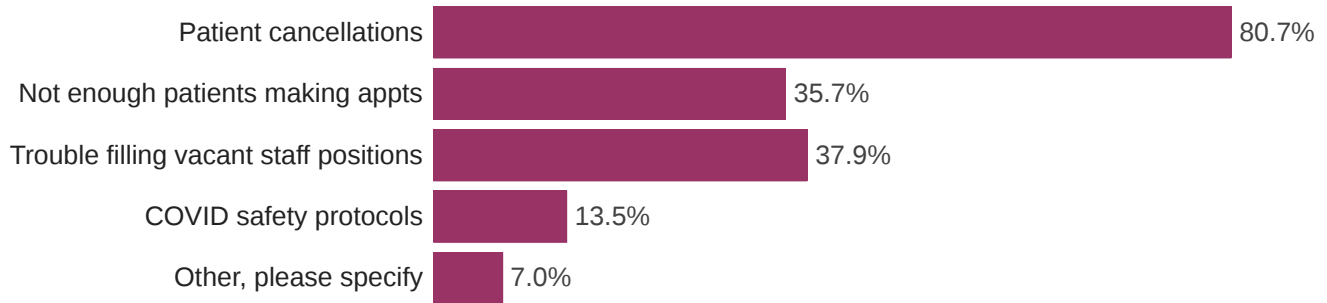
7931 Responses



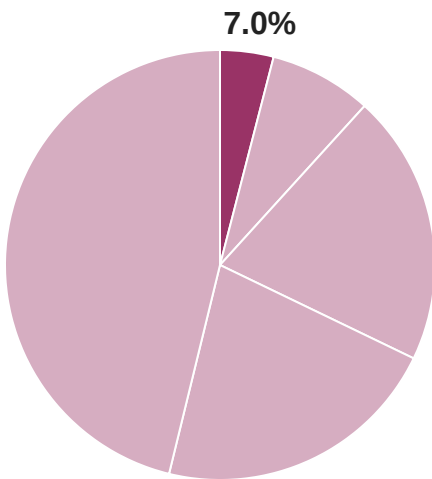
- Mean % of appointment schedule filled

Which of the following factors prevented your dental practice’s appointment schedule from reaching 100% last week? (Select all that apply.)

1096 Responses



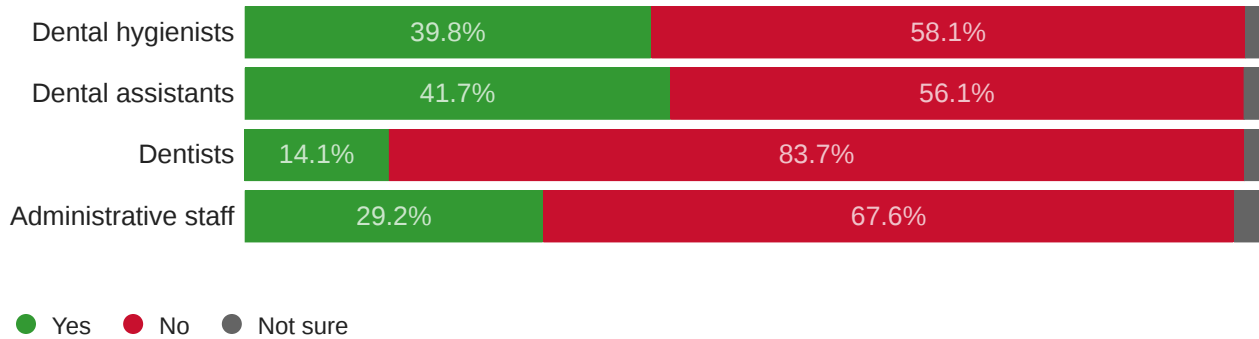
77 respondents (7.0%) selected "other, please specify." Their responses are categorized below.



Other, please specify:	Percentage of Responses
STAFF OUT WITH COVID/QUARANTINE/OTHER ILLNESS	24.7%
STAFF OUT ON VACATION / LEAVE	16.9%
END OF SCHOOL / SEASONAL SLOWDOWN	14.3%
BAD ECONOMIC CONDITIONS	10.4%
SURGE IN COVID CASES	7.8%
PATIENT NO SHOWS	5.2%
STAFF SHORTAGES	3.9%
PATIENT FEAR/HESITANCY TO VISIT DENTIST	2.6%
DROPPED DENTAL PLAN / LOW REIMBURSEMENT	2.6%
MISCELLANEOUS	18.2%

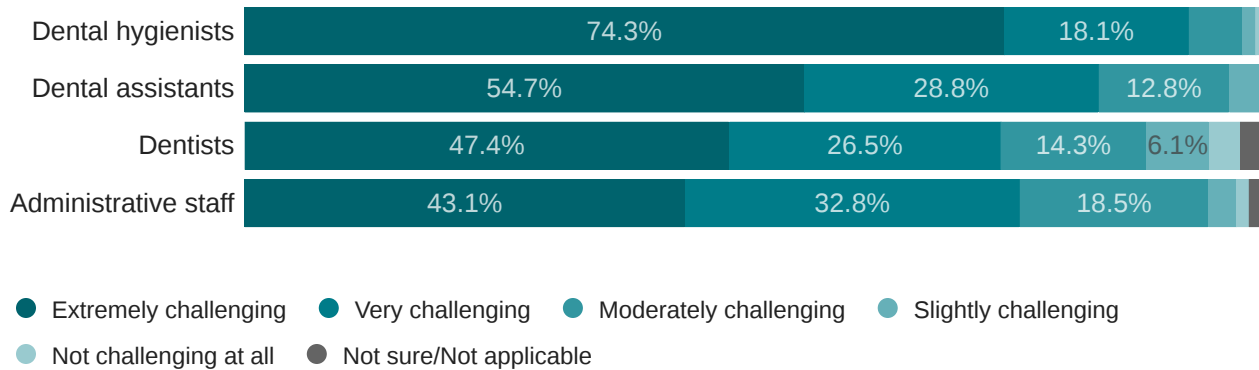
Have you recently or are you currently recruiting any of the following positions in your dental practice?

1389 Responses



How challenging has it been to recruit the position(s) below?

923 Responses



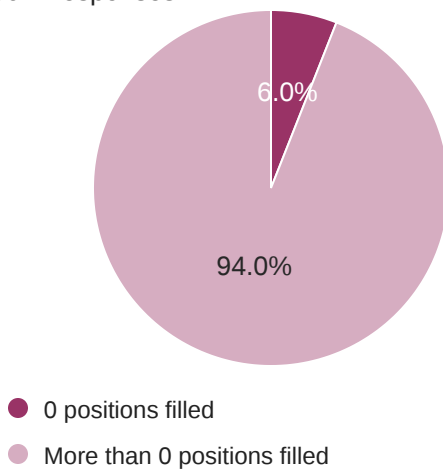
[Owner dentists only]

How many of each of the following positions in your practice are *currently filled*?
How many *open positions* does your practice have in each of the following?

Dental hygienist positions

% of respondents with 0 DH positions filled

1067 Responses



Average number of *filled* DH positions

1067 Responses

FTE	Mean	Median	Min	Max
Dental hygienists	2.1	2.0	0.0	100.0

Average number of *open* DH positions

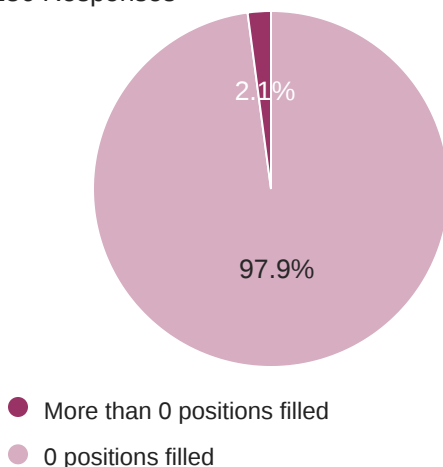
1067 Responses

FTE	Mean	Median	Min	Max
Dental hygienists	0.6	0.0	0.0	100.0

Dental assistant positions

% of respondents with 0 DA positions filled

1236 Responses



Average number of *filled* DA positions

1236 Responses

FTE	Mean	Median	Min	Max
Dental assistants	2.6	2.0	0.0	100.0

Average number of *open* DA positions

1236 Responses

FTE	Mean	Median	Min	Max
Dental assistants	0.6	0.0	0.0	50.0

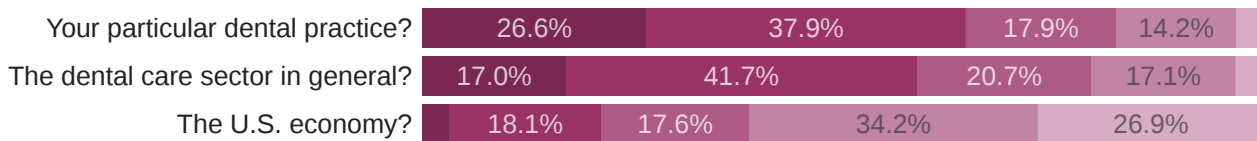
Select Breakouts of Results

Economic Confidence

BY OWNERSHIP STATUS

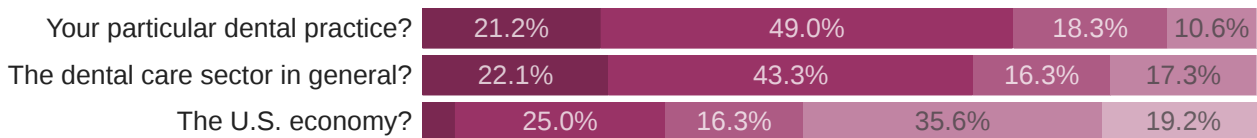
Looking ahead to the next six months, how confident are you in the recovery of:

Owner



- Very confident
- Somewhat confident
- Neither confident nor skeptical
- Somewhat skeptical
- Very skeptical

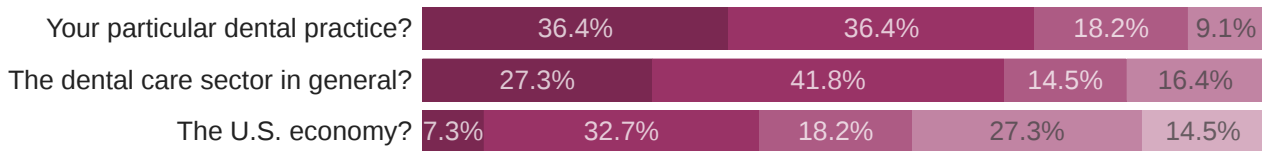
Non-owner



BY DSO AFFILIATION

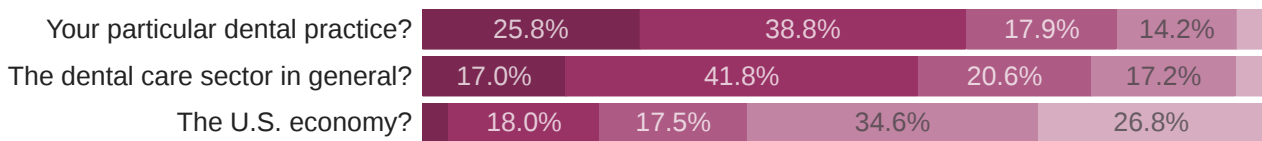
Looking ahead to the next six months, how confident are you in the recovery of:

DSO



- Very confident
- Somewhat confident
- Neither confident nor skeptical
- Somewhat skeptical
- Very skeptical

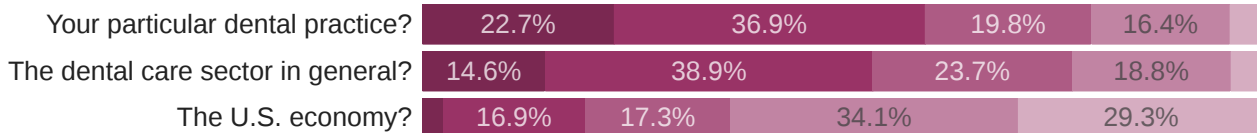
Non-DSO



BY PRACTICE SIZE

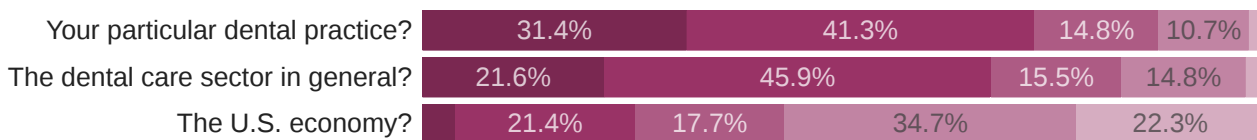
Looking ahead to the next six months, how confident are you in the recovery of:

Solo dentists



- Very confident
- Somewhat confident
- Neither confident nor skeptical
- Somewhat skeptical
- Very skeptical

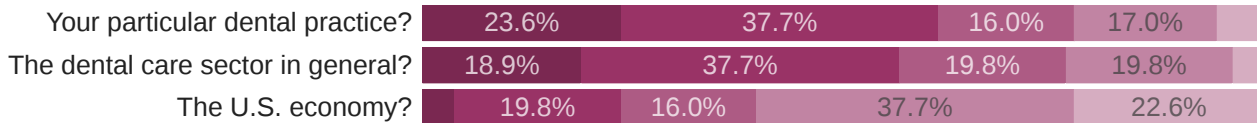
2 to 9 dentists



BY GEOGRAPHY

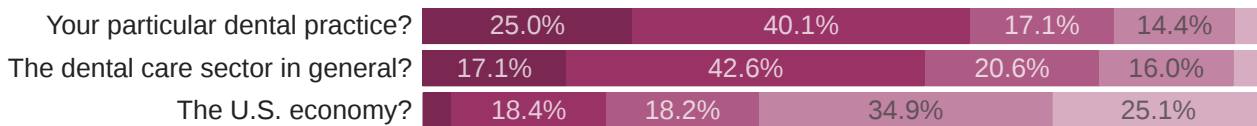
Looking ahead to the next six months, how confident are you in the recovery of:

Top 20 cities

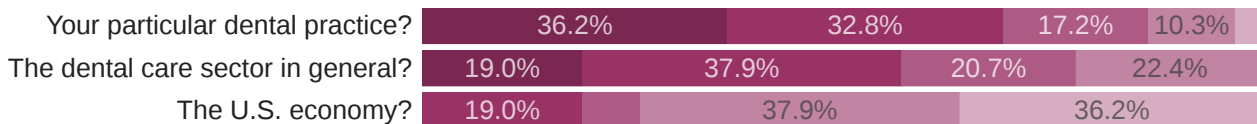


- Very confident
- Somewhat confident
- Neither confident nor skeptical
- Somewhat skeptical
- Very skeptical

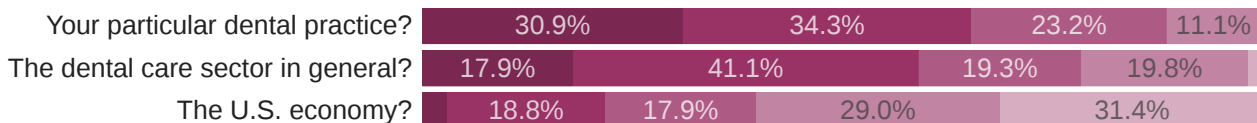
Other urban



Suburban



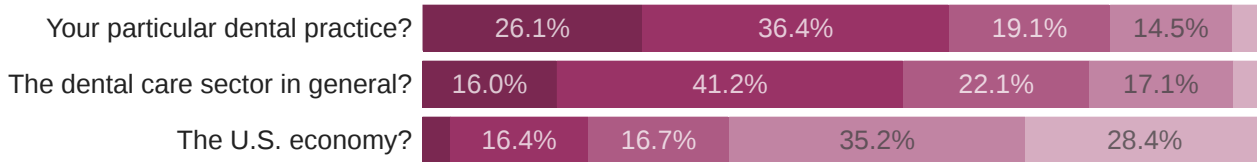
Rural



BY SEX

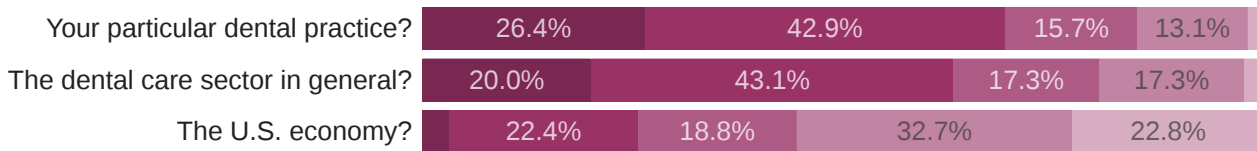
Looking ahead to the next six months, how confident are you in the recovery of:

Male



- Very confident
- Somewhat confident
- Neither confident nor skeptical
- Somewhat skeptical
- Very skeptical

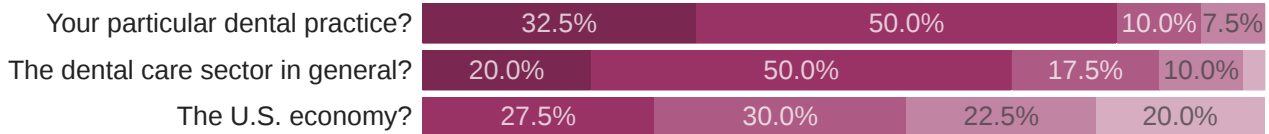
Female



BY AGE GROUP

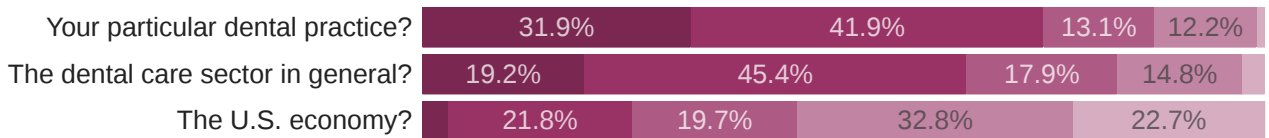
Looking ahead to the next six months, how confident are you in the recovery of:

Under 35

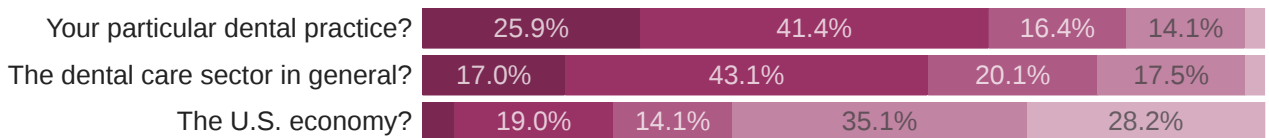


- Very confident
- Somewhat confident
- Neither confident nor skeptical
- Somewhat skeptical
- Very skeptical

35 to 44



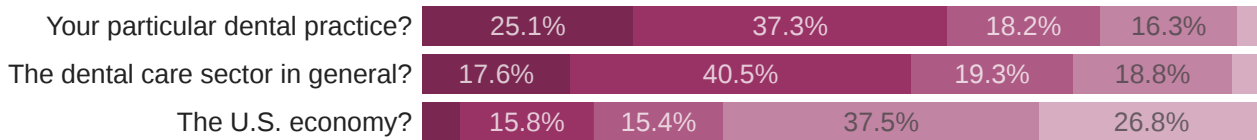
45 to 54



BY AGE GROUP (continued)

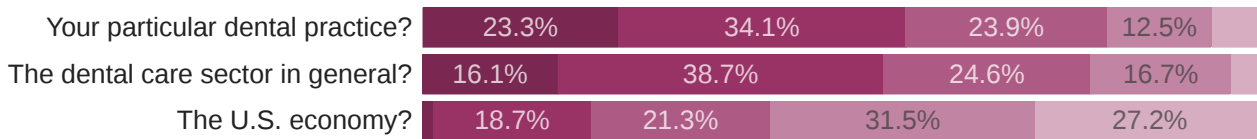
Looking ahead to the next six months, how confident are you in the recovery of:

55 to 64



- Very confident
- Somewhat confident
- Neither confident nor skeptical
- Somewhat skeptical
- Very skeptical

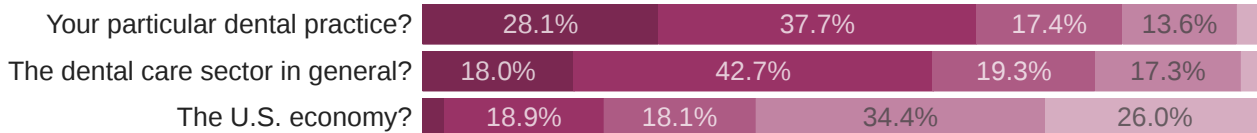
65 or older



BY RACE/ETHNICITY

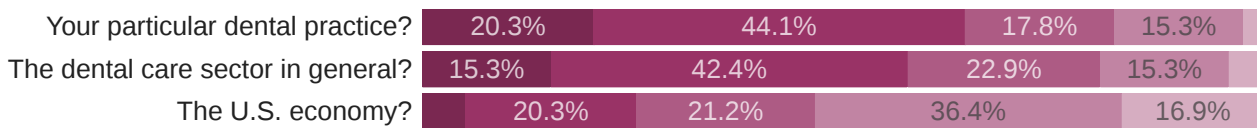
Looking ahead to the next six months, how confident are you in the recovery of:

White

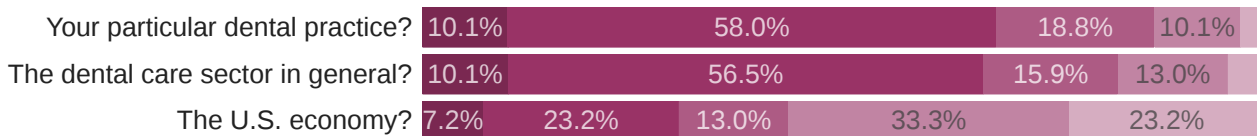


- Very confident
- Somewhat confident
- Neither confident nor skeptical
- Somewhat skeptical
- Very skeptical

Asian



Hispanic



Appointment Schedule

BY OWNERSHIP STATUS

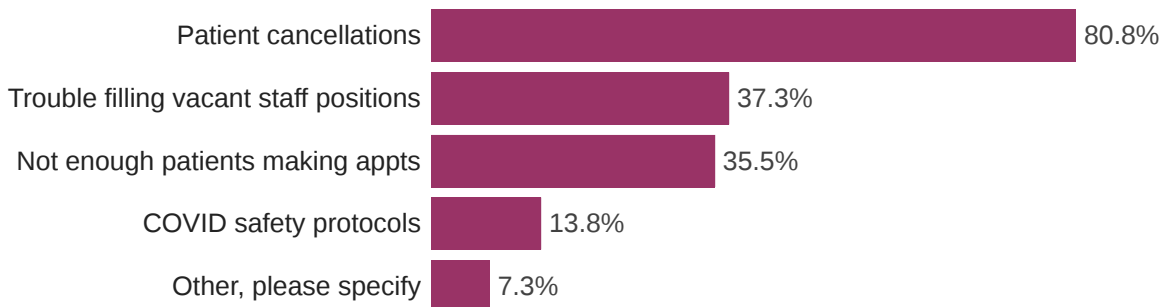
Owner

How full was your dental practice's appointment schedule last week?



● Mean % of schedule filled

Which of the following factors prevented your dental practice's appointment schedule from reaching 100% last week? (Select all that apply.)



BY OWNERSHIP STATUS (continued)

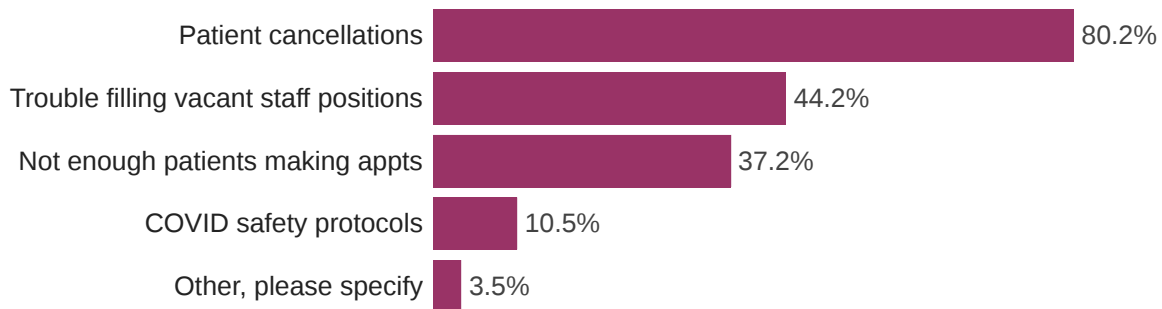
Non-owner

How full was your dental practice's appointment schedule last week?



● Mean % of schedule filled

Which of the following factors prevented your dental practice's appointment schedule from reaching 100% last week? (Select all that apply.)



BY DSO AFFILIATION

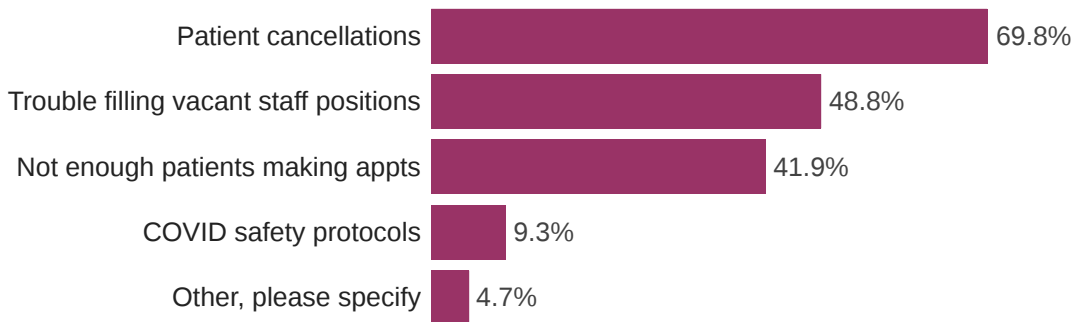
DSO

How full was your dental practice's appointment schedule last week?



● Mean % of schedule filled

Which of the following factors prevented your dental practice's appointment schedule from reaching 100% last week? (Select all that apply.)



BY DSO AFFILIATION (continued)

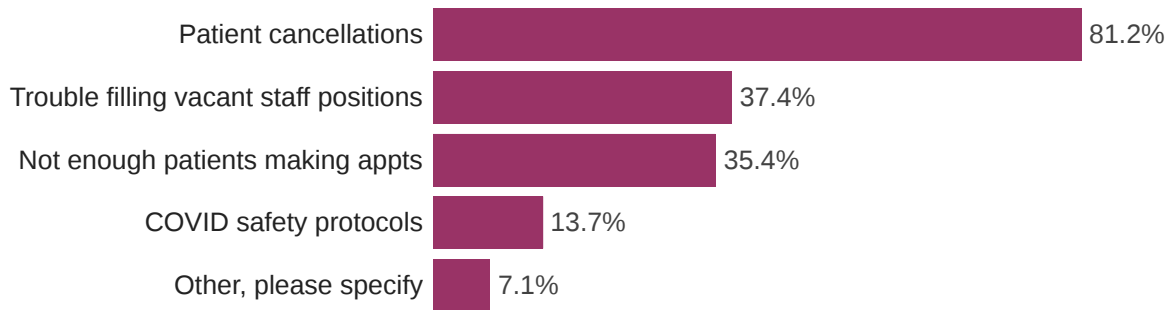
Non-DSO

How full was your dental practice's appointment schedule last week?



● Mean % of schedule filled

Which of the following factors prevented your dental practice's appointment schedule from reaching 100% last week? (Select all that apply.)



BY PRACTICE SIZE

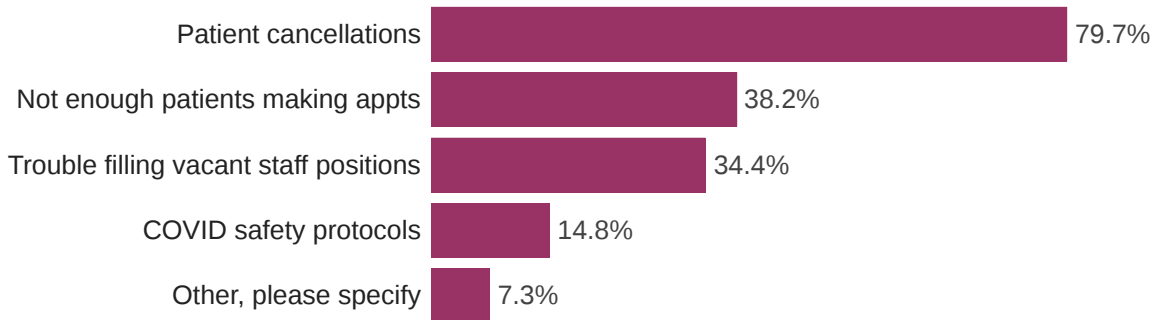
Solo dentists

How full was your dental practice's appointment schedule last week?



● Mean % of schedule filled


Which of the following factors prevented your dental practice's appointment schedule from reaching 100% last week? (Select all that apply.)



BY PRACTICE SIZE (continued)

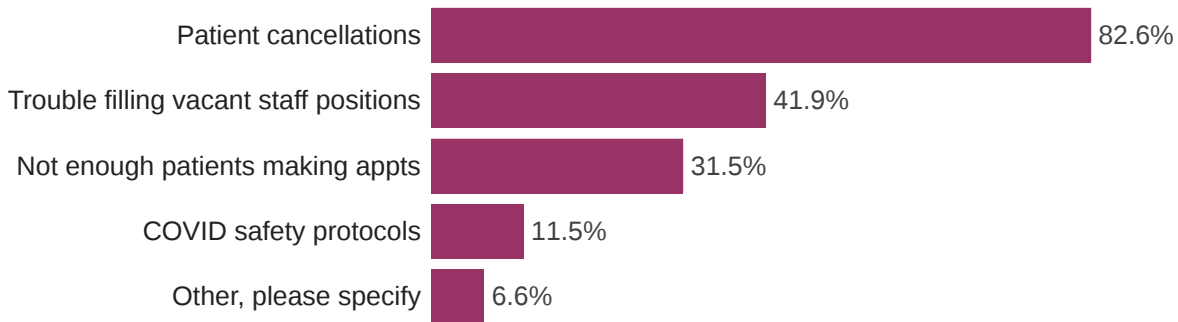
2 to 9 dentists

How full was your dental practice's appointment schedule last week?



● Mean % of schedule filled

Which of the following factors prevented your dental practice's appointment schedule from reaching 100% last week? (Select all that apply.)



BY GEOGRAPHY

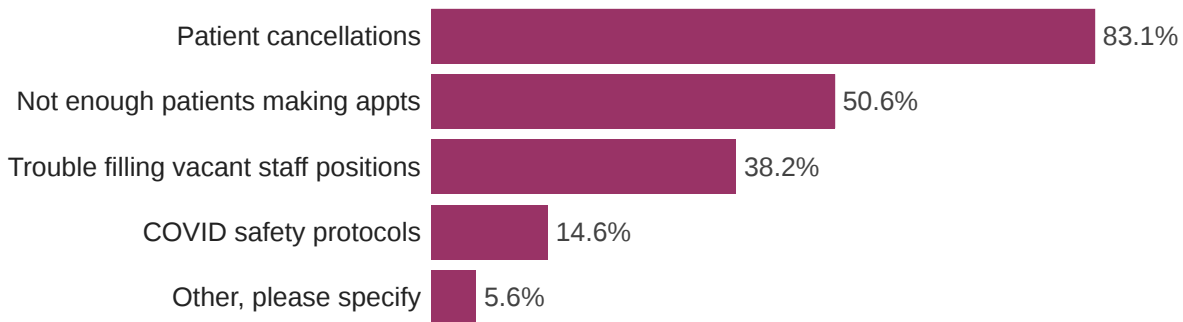
Top 20 cities

How full was your dental practice's appointment schedule last week?



● Mean % of schedule filled

Which of the following factors prevented your dental practice's appointment schedule from reaching 100% last week? (Select all that apply.)



BY GEOGRAPHY (continued)

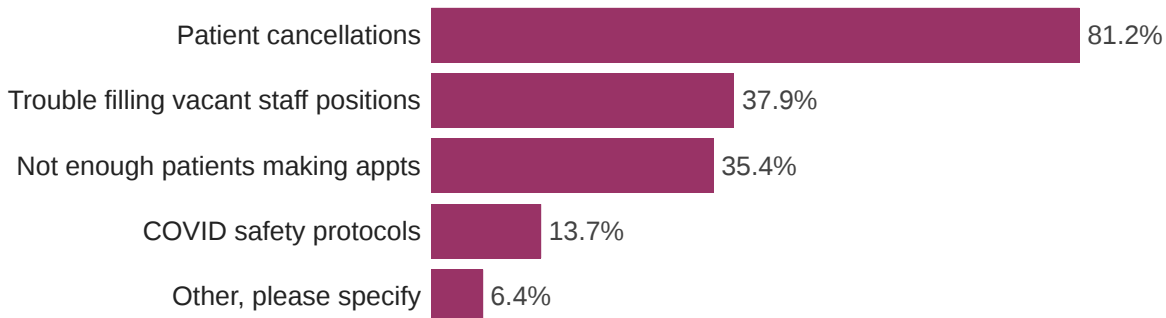
Other Urban

How full was your dental practice's appointment schedule last week?



● Mean % of schedule filled

Which of the following factors prevented your dental practice's appointment schedule from reaching 100% last week? (Select all that apply.)



BY GEOGRAPHY (continued)

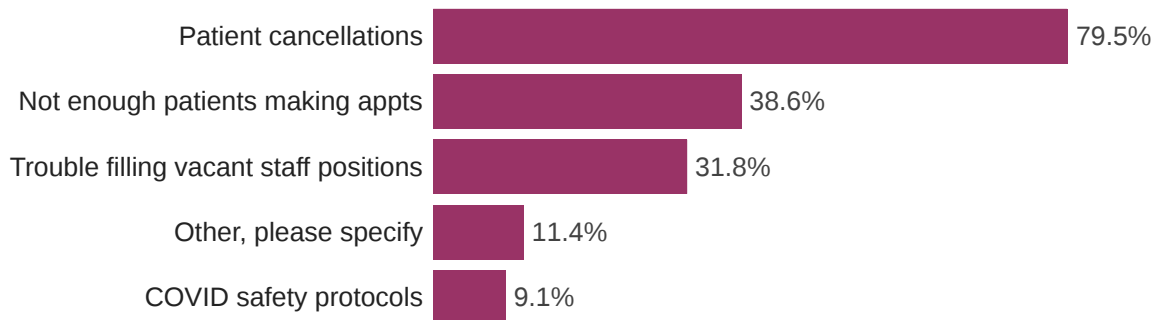
Suburban

How full was your dental practice's appointment schedule last week?



● Mean % of schedule filled

Which of the following factors prevented your dental practice's appointment schedule from reaching 100% last week? (Select all that apply.)



BY GEOGRAPHY (continued)

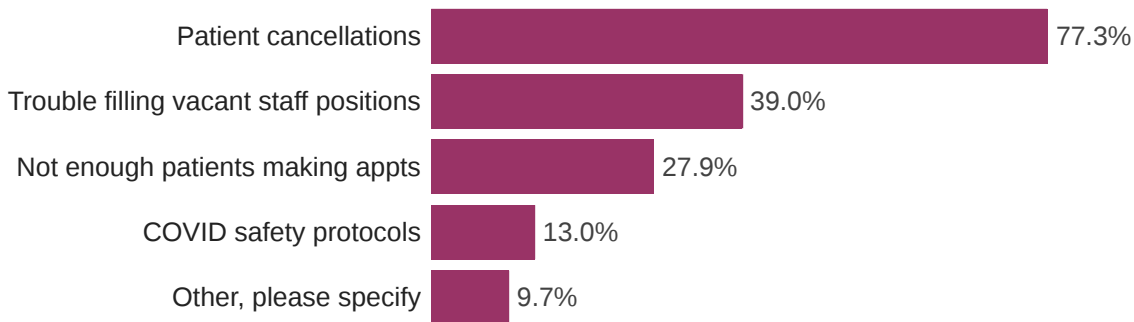
Rural

How full was your dental practice's appointment schedule last week?



● Mean % of schedule filled

Which of the following factors prevented your dental practice's appointment schedule from reaching 100% last week? (Select all that apply.)



BY SEX

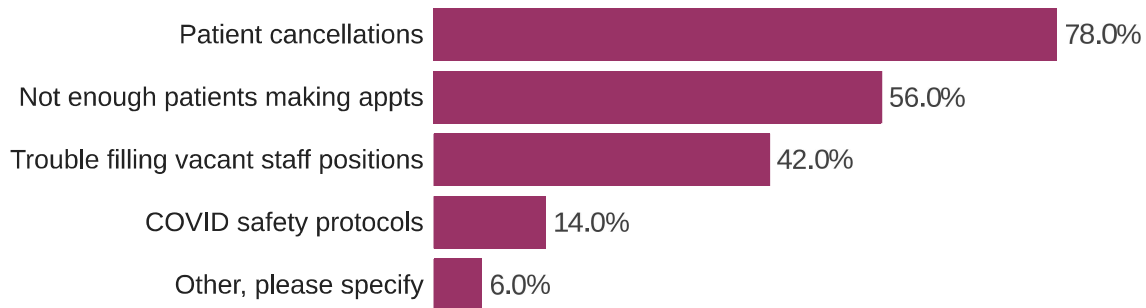
Male

How full was your dental practice's appointment schedule last week?



● Mean % of schedule filled

Which of the following factors prevented your dental practice's appointment schedule from reaching 100% last week? (Select all that apply.)



BY SEX (continued)

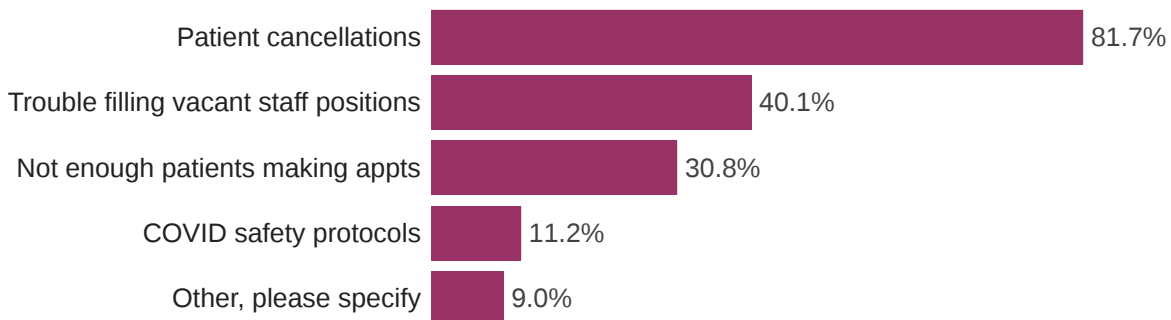
Female

How full was your dental practice's appointment schedule last week?



● Mean % of schedule filled

Which of the following factors prevented your dental practice's appointment schedule from reaching 100% last week? (Select all that apply.)



BY AGE

How full was your dental practice's appointment schedule last week?

1375 Responses



● Mean % of schedule filled

Which of the following factors prevented your dental practice's appointment schedule from reaching 100% last week? (Select all that apply.)

1096 Responses

Field	Patient cancellations	Not enough patients trying to make appointments	Trouble filling vacant staff positions	COVID safety protocols are limiting the capacity	Other, please specify
<35	83.9%	38.7%	32.3%	3.2%	0.0%
35-44	86.3%	34.4%	42.1%	8.2%	3.3%
45-54	79.7%	25.2%	42.5%	9.8%	9.0%
55-64	82.9%	34.8%	35.7%	15.7%	5.1%
65+	74.6%	48.1%	33.8%	19.2%	11.2%

BY RACE/ETHNICITY

How full was your dental practice's appointment schedule last week?

1374 Responses



● Mean % of schedule filled

Which of the following factors prevented your dental practice's appointment schedule from reaching 100% last week? (Select all that apply.)

1095 Responses

Field	Patient cancellations	Not enough patients trying to make appointments	Trouble filling vacant staff positions	COVID safety protocols are limiting the capacity	Other, please specify
White	81.5%	34.2%	35.9%	12.3%	6.8%
Asian	78.1%	38.5%	41.7%	21.9%	7.3%
Hispanic	78.2%	38.2%	47.3%	25.5%	3.6%

Staff Recruitment

BY OWNERSHIP STATUS

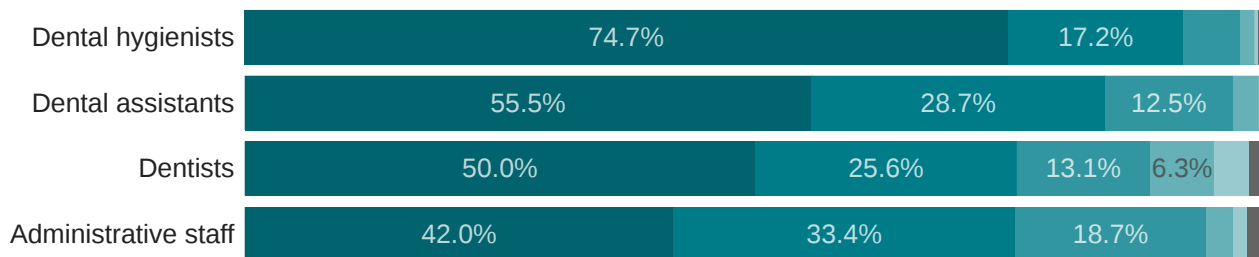
Owner dentists

Have you recently or are you currently recruiting any of the following positions in your dental practice?



● Yes ● No ● Not sure

How challenging has it been to recruit the position(s) below?

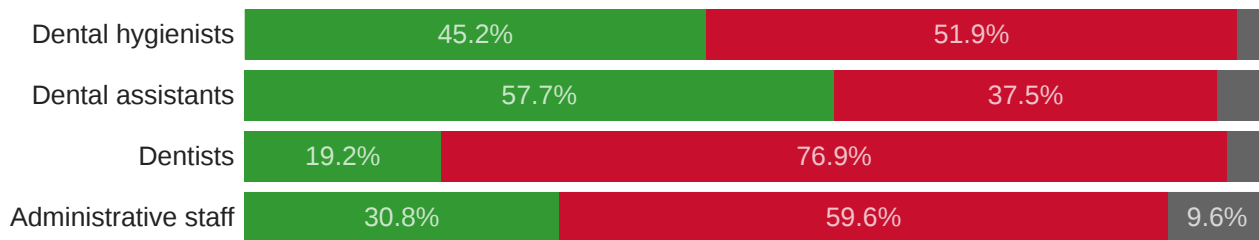


● Extremely challenging ● Very challenging ● Moderately challenging ● Slightly challenging
● Not challenging at all ● Not sure/Not applicable

BY OWNERSHIP STATUS (continued)

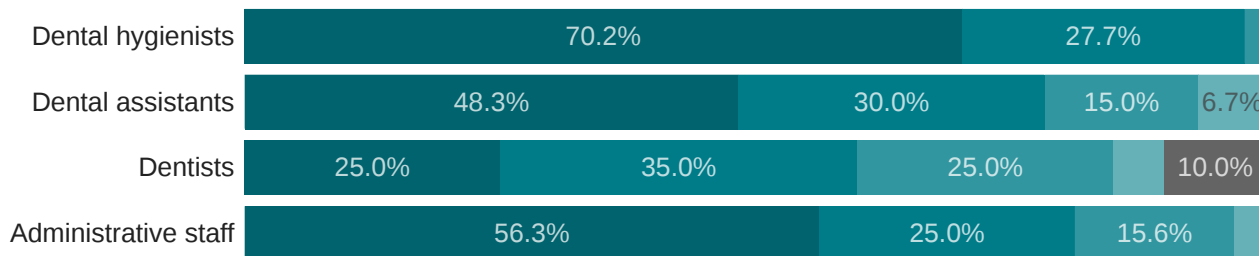
Non-owner dentists

Have you recently or are you currently recruiting any of the following positions in your dental practice?



● Yes ● No ● Not sure

How challenging has it been to recruit the position(s) below?

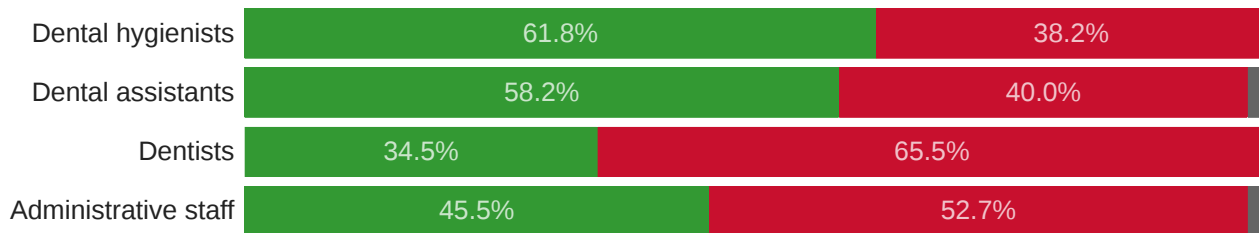


● Extremely challenging ● Very challenging ● Moderately challenging ● Slightly challenging
● Not challenging at all ● Not sure/Not applicable

BY DSO AFFILIATION

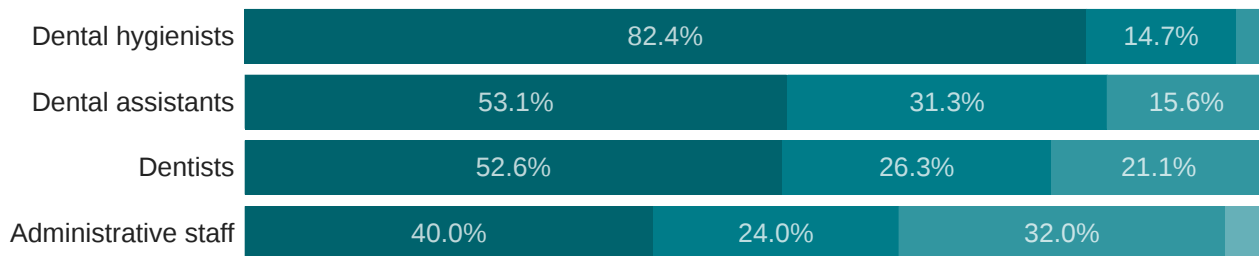
DSO

Have you recently or are you currently recruiting any of the following positions in your dental practice?



● Yes ● No ● Not sure

How challenging has it been to recruit the position(s) below?

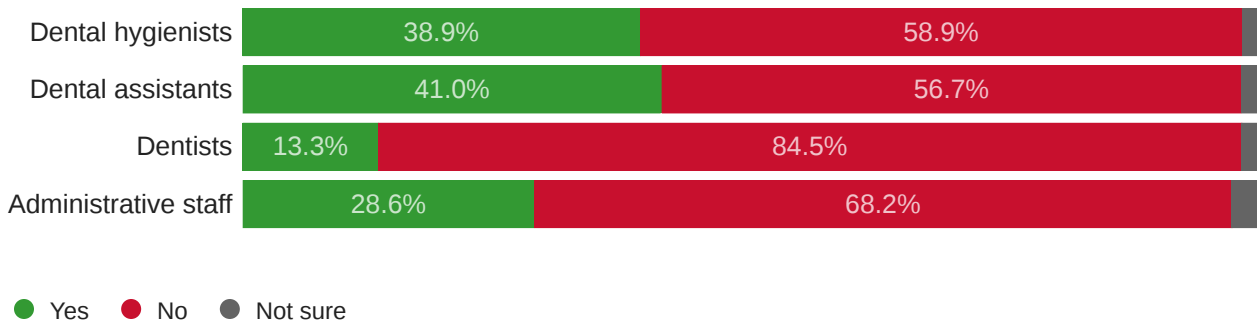


● Extremely challenging ● Very challenging ● Moderately challenging ● Slightly challenging
● Not challenging at all ● Not sure/Not applicable

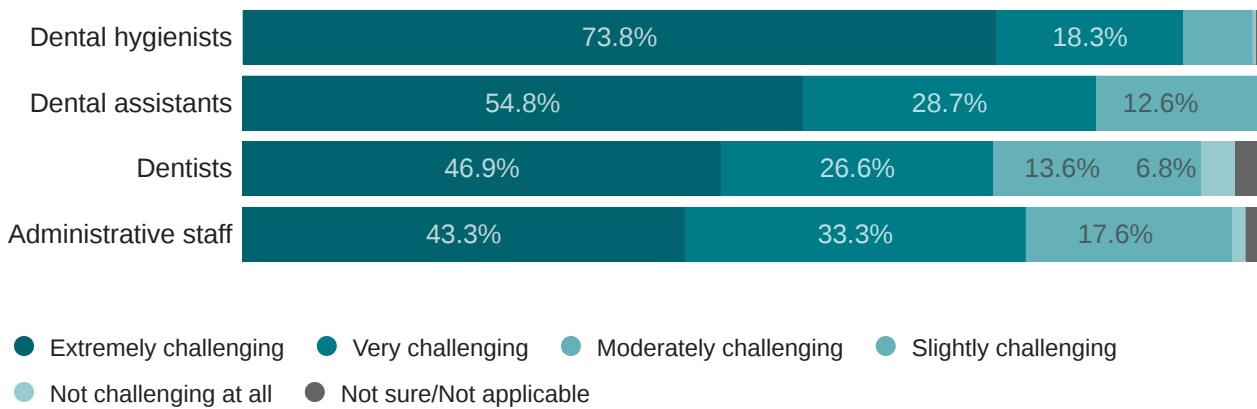
BY DSO AFFILIATION (continued)

Non-DSO

Have you recently or are you currently recruiting any of the following positions in your dental practice?



How challenging has it been to recruit the position(s) below?



BY PRACTICE SIZE

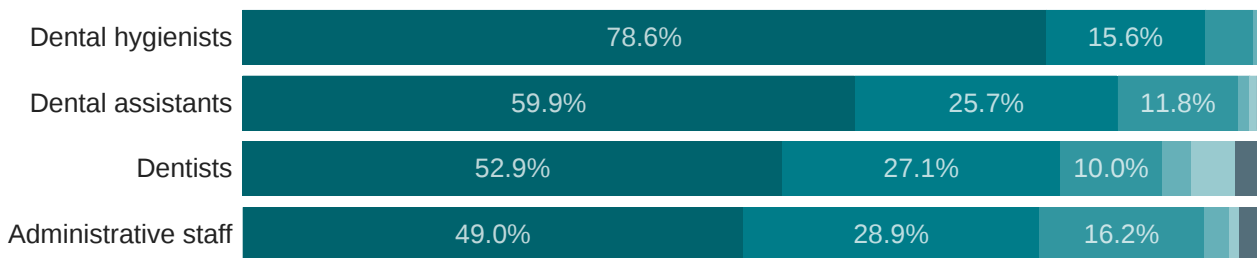
Solo dentists

Have you recently or are you currently recruiting any of the following positions in your dental practice?



● Yes ● No ● Not sure

How challenging has it been to recruit the position(s) below?

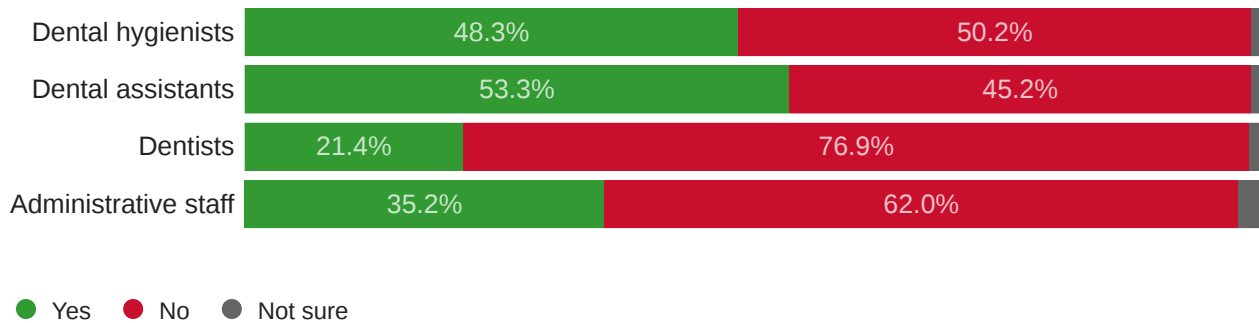


● Extremely challenging ● Very challenging ● Moderately challenging ● Slightly challenging
● Not challenging at all ● Not sure/Not applicable

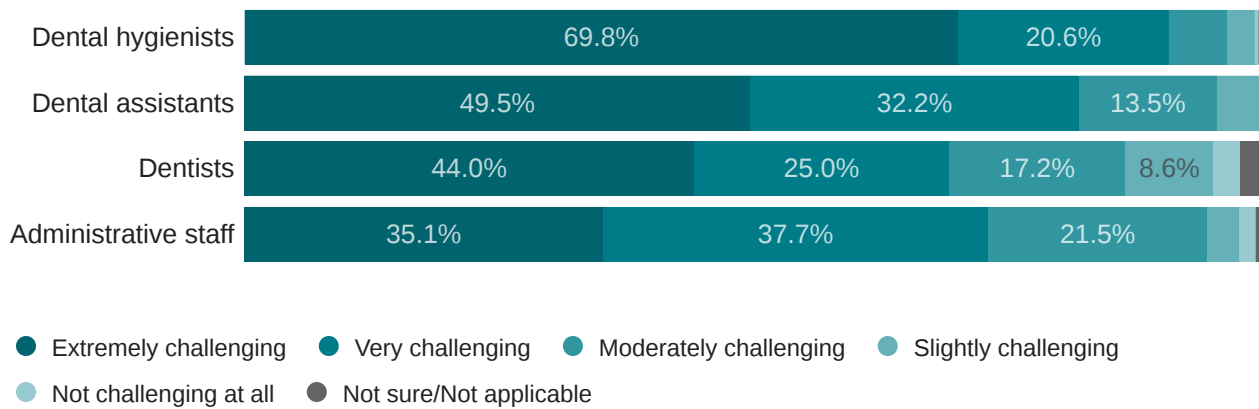
BY PRACTICE SIZE (continued)

2 to 9 dentists

Have you recently or are you currently recruiting any of the following positions in your dental practice?



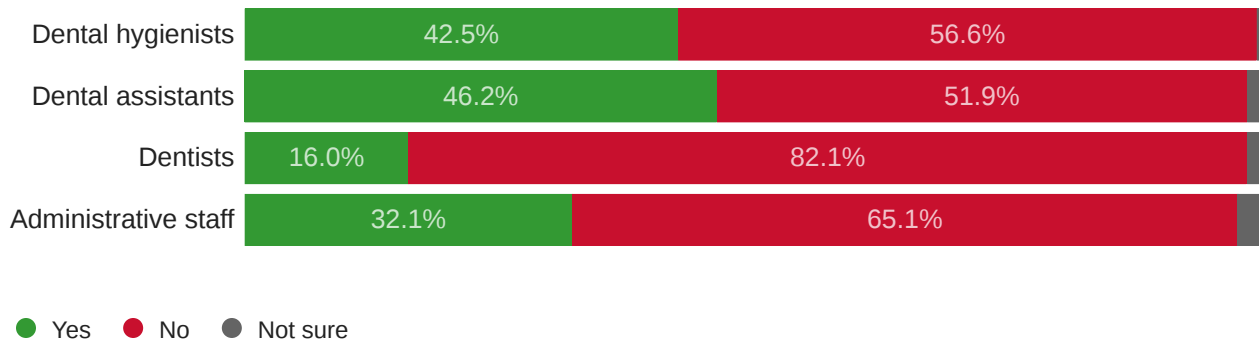
How challenging has it been to recruit the position(s) below?



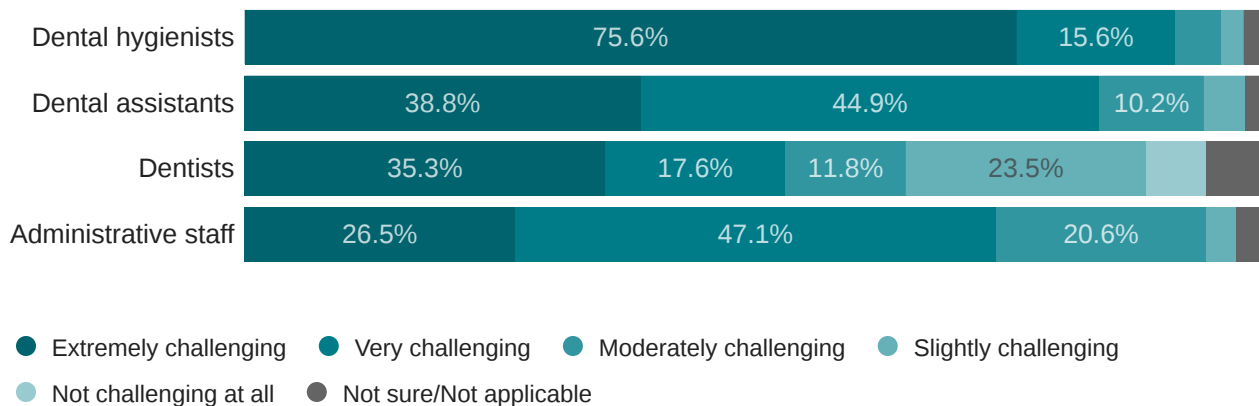
BY GEOGRAPHY

Top 20 Cities

Have you recently or are you currently recruiting any of the following positions in your dental practice?



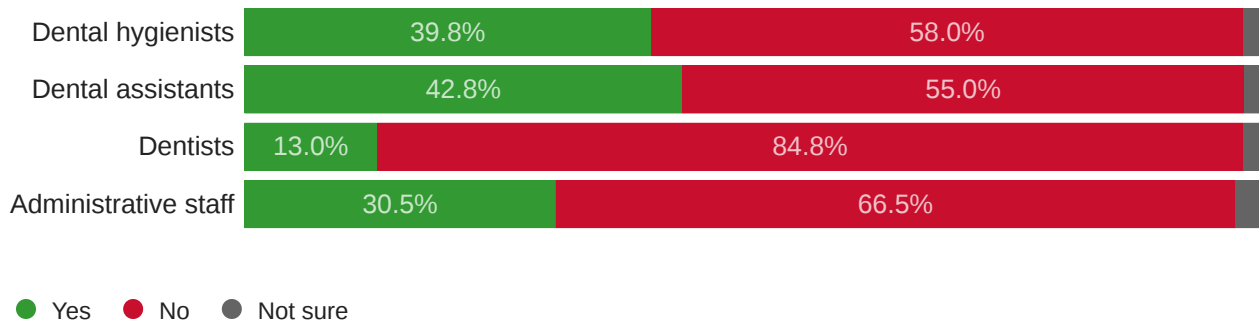
How challenging has it been to recruit the position(s) below?



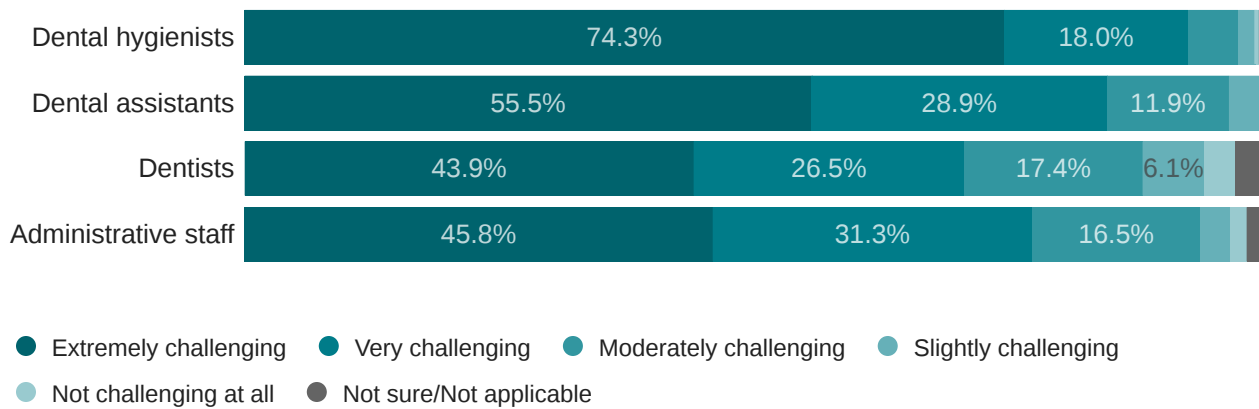
BY GEOGRAPHY (continued)

Other Urban

Have you recently or are you currently recruiting any of the following positions in your dental practice?



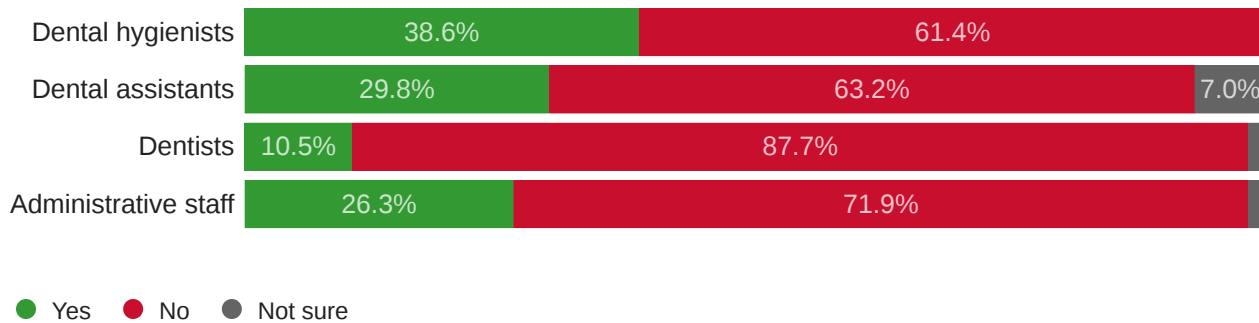
How challenging has it been to recruit the position(s) below?



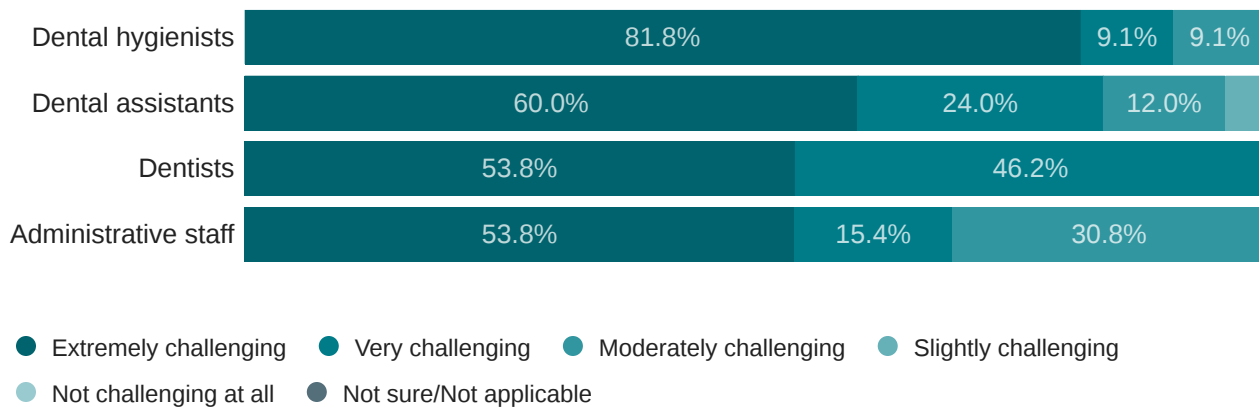
BY GEOGRAPHY (continued)

Suburban

Have you recently or are you currently recruiting any of the following positions in your dental practice?



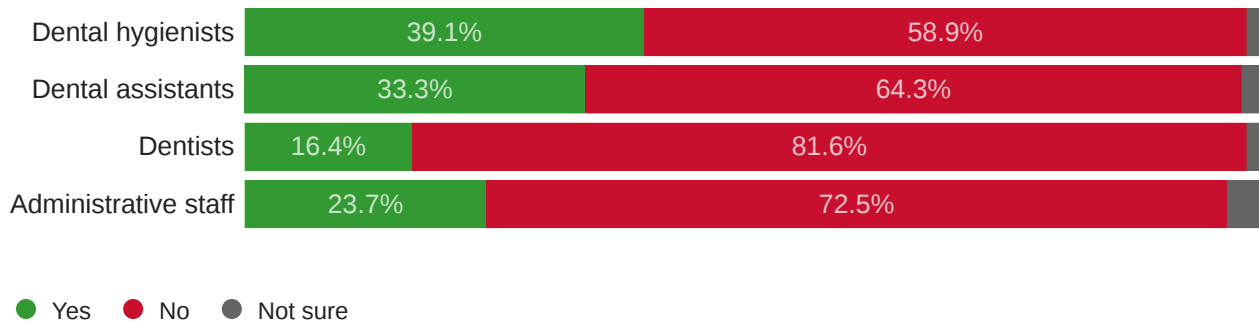
How challenging has it been to recruit the position(s) below?



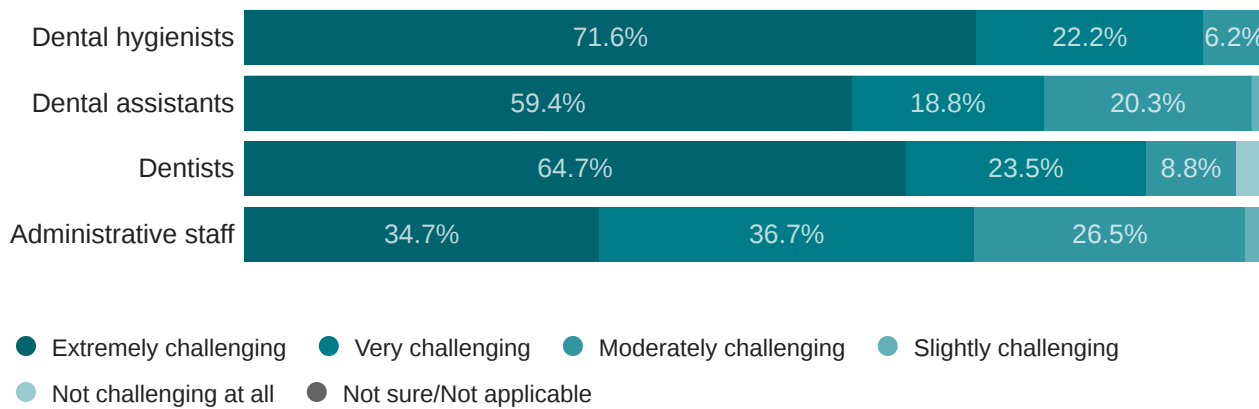
BY GEOGRAPHY (continued)

Rural

Have you recently or are you currently recruiting any of the following positions in your dental practice?



How challenging has it been to recruit the position(s) below?



BY SEX

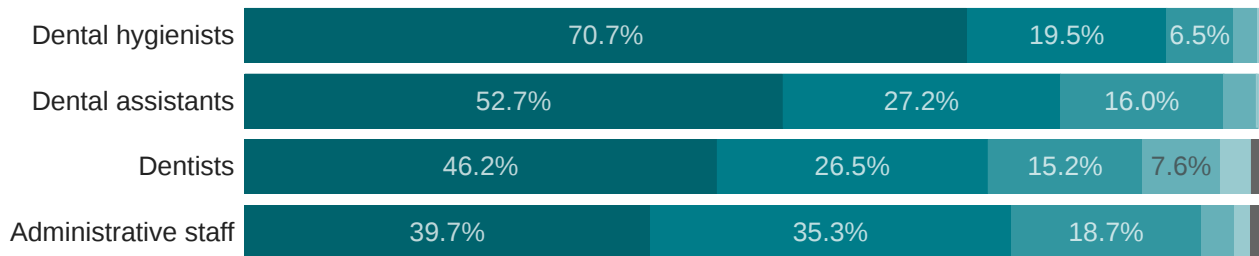
Male

Have you recently or are you currently recruiting any of the following positions in your dental practice?



● Yes ● No ● Not sure

How challenging has it been to recruit the position(s) below?



● Extremely challenging ● Very challenging ● Moderately challenging ● Slightly challenging
● Not challenging at all ● Not sure/Not applicable

BY SEX (continued)

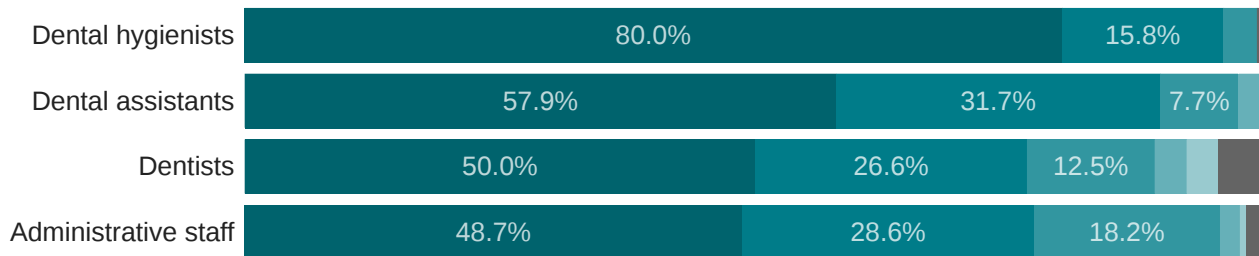
Female

Have you recently or are you currently recruiting any of the following positions in your dental practice?



● Yes ● No ● Not sure

How challenging has it been to recruit the position(s) below?



● Extremely challenging ● Very challenging ● Moderately challenging ● Slightly challenging
● Not challenging at all ● Not sure/Not applicable

Questions of the Week

Dental Hygienist and Dental Assistant Positions

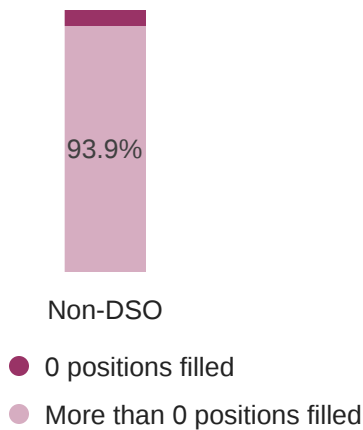
How many of each of the following positions in your practice are *currently filled*?
How many *open positions* does your practice have in each of the following?

BY DSO AFFILIATION

Dental hygienist positions

% of respondents with 0 DH positions filled

1067 Responses



Average number of *filled* DH positions

FTE	Mean	Median	Min	Max	Responses
Non-DSO	2.1	2.0	0.0	100.0	1041

Average number of *open* DH positions

FTE	Mean	Median	Min	Max	Responses
Non-DSO	0.6	0.0	0.0	100.0	1041

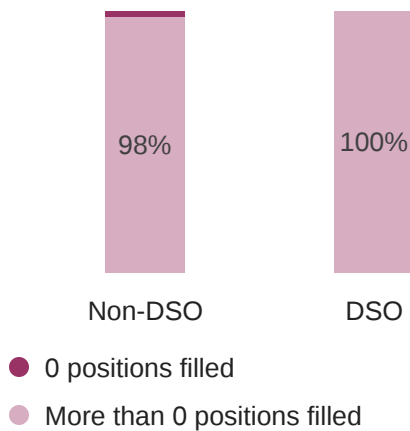
How many of each of the following positions in your practice are *currently filled*?
How many *open positions* does your practice have in each of the following?

BY DSO AFFILIATION (continued)

Dental assistant positions

% of respondents with 0 DA positions filled

1236 Responses



Average number of *filled* DA positions

FTE	Mean	Median	Min	Max	Responses
DSO	4.8	4.0	1.0	16.0	31
Non-DSO	2.6	2.0	0.0	100.0	1205

Average number of *open* DA positions

FTE	Mean	Median	Min	Max	Responses
DSO	1.3	1.0	0.0	7.0	31
Non-DSO	0.6	0.0	0.0	50.0	1205

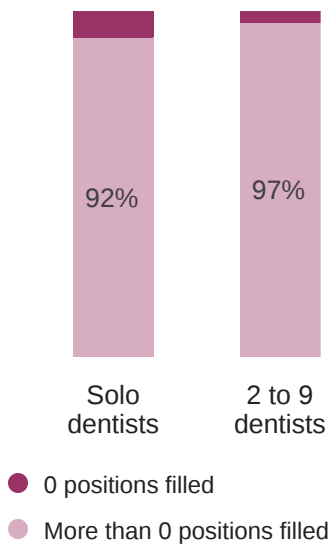
How many of each of the following positions in your practice are *currently filled*?
How many *open positions* does your practice have in each of the following?

BY PRACTICE SIZE

Dental hygienist positions

% of respondents with 0 DH positions filled

1065 Responses



Average number of *filled* DH positions

FTE	Mean	Median	Min	Max	Responses
Solo dentists	1.7	1.5	0.0	100.0	657
2 to 9 dentists	2.7	2.5	0.0	14.0	395

Average number of *open* DH positions

FTE	Mean	Median	Min	Max	Responses
Solo dentists	0.4	0.0	0.0	8.0	657
2 to 9 dentists	0.9	0.5	0.0	100.0	395

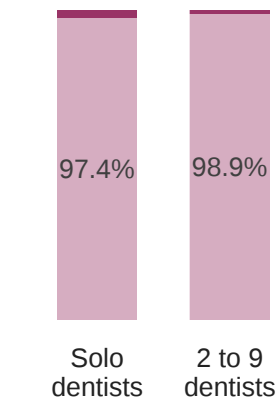
How many of each of the following positions in your practice are *currently filled*?
How many *open positions* does your practice have in each of the following?

BY PRACTICE SIZE (continued)

Dental assistant positions

% of respondents with 0 DA positions filled

1234 Responses



- 0 positions filled
- More than 0 positions filled

Average number of *filled* DA positions

FTE	Mean	Median	Min	Max	Responses
Solo dentists	1.9	1.5	0.0	100.0	778
2 to 9 dentists	3.8	3.0	0.0	40.0	443

Average number of *open* DA positions

FTE	Mean	Median	Min	Max	Responses
Solo dentists	0.4	0.0	0.0	6.0	778
2 to 9 dentists	0.9	0.5	0.0	50.0	443

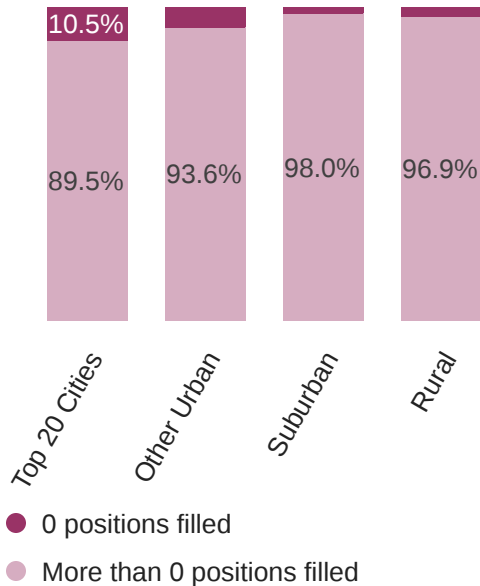
How many of each of the following positions in your practice are *currently filled*?
How many *open positions* does your practice have in each of the following?

BY GEOGRAPHY

Dental hygienist positions

% of respondents with 0 DH positions filled

1067 Responses



Average number of *filled* DH positions

FTE	Mean	Median	Min	Max	Responses
Top 20 Cities	1.8	1.5	0.0	9.0	76
Other Urban	2.1	2.0	0.0	100.0	781
Suburban	2.0	2.0	0.0	6.0	49
Rural	2.1	2.0	0.0	18.0	161

Average number of *open* DH positions

FTE	Mean	Median	Min	Max	Responses
Top 20 Cities	1.9	0.9	0.0	100.0	76
Other Urban	0.5	0.0	0.0	8.0	781
Suburban	0.4	0.0	0.0	4.3	49
Rural	0.5	0.4	0.0	2.0	161

How many of each of the following positions in your practice are *currently filled*?
How many *open positions* does your practice have in each of the following?

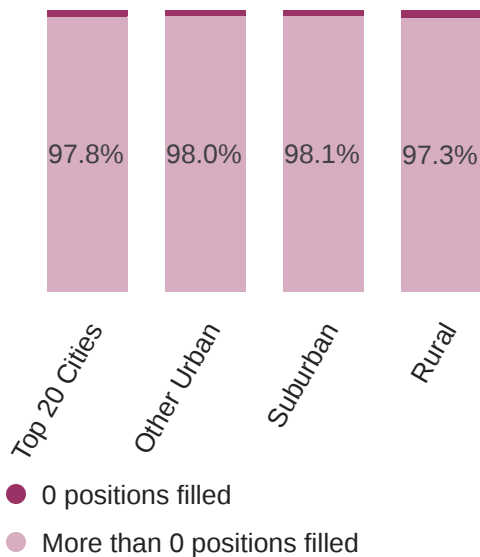
BY GEOGRAPHY (continued)

Dental assistant positions

% of respondents with 0 DA positions

filled

1236 Responses



Average number of *filled* DA positions

FTE	Mean	Median	Min	Max	Responses
Top 20 Cities	2.6	2.0	0.0	18.0	91
Other Urban	2.7	2.0	0.0	100.0	903
Suburban	2.2	2.0	0.0	10.0	54
Rural	2.4	2.0	0.0	26.0	188

Average number of *open* DA positions

FTE	Mean	Median	Min	Max	Responses
Top 20 Cities	1.4	1.0	0.0	50.0	91
Other Urban	0.6	0.0	0.0	6.0	903
Suburban	0.5	0.0	0.0	5.5	54
Rural	0.4	0.0	0.0	3.0	188

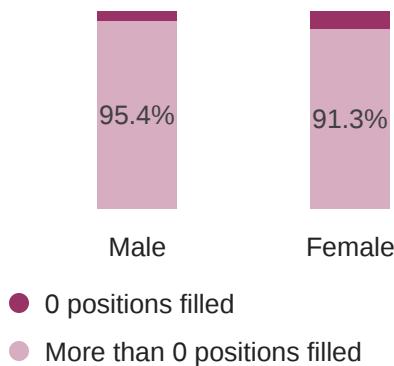
How many of each of the following positions in your practice are *currently filled*?
How many *open positions* does your practice have in each of the following?

BY SEX

Dental hygienist positions

% of respondents with 0 DH positions filled

1067 Responses



Average number of filled DH positions

FTE	Mean	Median	Min	Max	Responses
Male	2.3	2.0	0.0	100.0	700
Female	1.7	1.5	0.0	10.0	367

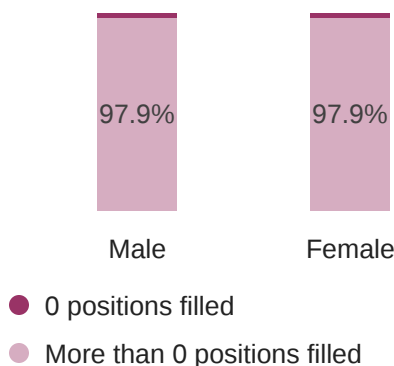
Average number of open DH positions

FTE	Mean	Median	Min	Max	Responses
Male	0.6	0.0	0.0	100.0	700
Female	0.6	0.5	0.0	8.0	367

Dental assistant positions

% of respondents with 0 DA positions filled

1236 Responses



Average number of filled DA positions

FTE	Mean	Median	Min	Max	Responses
Male	2.8	2.0	0.0	100.0	803
Female	2.3	2.0	0.0	15.0	433

Average number of open DA positions

FTE	Mean	Median	Min	Max	Responses
Male	0.6	0.0	0.0	50.0	803
Female	0.6	0.0	0.0	5.5	433

Number of Responses by Wave

Field	Responses
2022JAN	1,883
2022FEB	1,386
2022MAR	1,916
2022APR	1,423
2022MAY	1,389

Number of Responses by Group - Week of May 16

Ownership status	Choice Count
Owner dentist (i.e., sole owner, partner, or shareholder)	1,285
Employee dentist (nonowner)	49
Associate dentist (nonowner)	38
Independent contractor	16
Other, please specify	1

DSO Affiliation	Choice Count
DSO	55
Non-DSO	1,334

Practice Size	Choice Count
Solo dentists	823
2 to 9 dentists	542
Large group (10+ dentists)	22

Number of Responses by Group - Week of May 16 (continued)

Geography	Choice Count
Other Urban	1,018
Suburban	58
Rural	207
Top 20 cities	106

Sex	Choice Count
Male	884
Female	504

Age	Choice Count
<35	40
35-44	229
45-54	348
55-64	467
65+	305

Race/Ethnicity	Choice Count
White or Caucasian	1,069
Asian	118
Latino or Hispanic	69
Black or African-American	15
Native Hawaiian or Pacific Islander	3
American Indian / Alaska Native	3
Other	22
Unknown	89