

## Table of Contents

	Page
<b>About This Study</b>	2
Results for the questions below are reported in two sections:	
<ul style="list-style-type: none"> <li><b>All Respondents Combined</b> includes overall results for all respondents.</li> <li><b>Select Breakout of Results</b> includes results by ownership status, DSO affiliation, practice size, geography, sex, years experience, age, &amp; race/ethnicity.</li> </ul>	
	<div style="display: flex; justify-content: space-around;"> <span><b>All Respondents Combined</b></span> <span><b>Select Breakouts of Results</b></span> </div>
Looking ahead to the next six months, how confident are you in the recovery of: (Your particular dental practice, The dental care sector in general, The U.S. economy)	3 8
How full was your dental practice's appointment schedule last week?	3 17
Which of the following factors prevented your dental practice's appointment schedule from reaching 100% last week? (Patient cancellations, Not enough patients making appointments, Trouble filling vacant staff positions, COVID safety protocols, Other)	4 17
[Owners only] Currently, how many business days does the average <i>patient of record</i> have to wait for an appointment (excluding emergencies)?	5 32
[Owners only] Currently, how many business days does the average <i>new patient</i> have to wait for an initial appointment (excluding emergencies)?	5 32
Have you recently or are you currently recruiting any of the following positions in your dental practice? (Dental hygienists, Dental assistants, Dentists, Administrative staff)	6 39
How challenging has it been to recruit the position(s) below? (Dental hygienists, Dental assistants, Dentists, Administrative staff)	6 39
Since January 1, 2023, has your practice dropped out of any dental insurance networks?	7 53
[If yes] Approximately what percentage of the patient base was in the dropped insurance networks?	7 56
Looking ahead the next three months, does your practice intend to drop out of any dental insurance networks?	7 59
[If yes] Approximately what percentage of the patient base are in the insurance networks your practice intends to drop out of?	7 61
<b>Number of Responses by Wave/by Group</b>	64

## About This Study

To better understand the economic and operational conditions in dental practices and public health clinics over time, and to measure the impact of the COVID-19 pandemic and other emerging issues in dentistry, the ADA Health Policy Institute launched a tracking poll in January 2022. For the initial wave over the week of January 17, 2022, we invited nearly 80,000 dentists from across the U.S. to join a panel in which they will complete a survey once a month; over 3,000 have opted to participate. The number of respondents in each wave, along with the number of responses in each reporting category in the current wave, can be found at the end of this report.

Below are the results from the latest wave of this study, the week of February 13, 2023 for dentists working in private dental practices. The report includes breakouts by ownership status, DSO affiliation, practice size, geographic location, sex, years experience, age group, and race/ethnicity. Unless noted otherwise, charts reflect the results from the latest wave of data collection. **Please note that we only include graphics representing at least 30 responses.** Because of this, we were not able to include results for respondents in the following categories: under age 35, large group (10+ dentists) and Black. The number of respondents by demographics can be found at the end of this report.

This report was published in February 2023 by the American Dental Association's Health Policy Institute.

211 E. Chicago Avenue  
Chicago, Illinois 60611

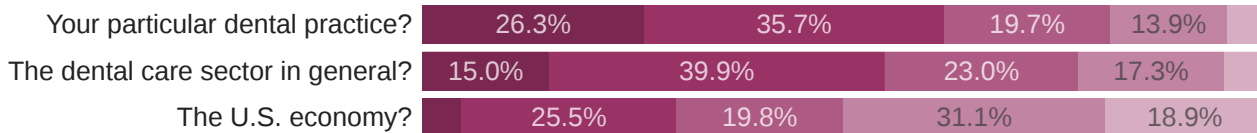
[hpi@ada.org](mailto:hpi@ada.org)

For more information on other publications, products and services, please visit our website, [ADA.org/HPI](https://ada.org/HPI).

**All Respondents**

**Looking ahead to the next six months, how confident are you in the recovery of:**

1164 Responses



- Very confident
- Somewhat confident
- Neither confident nor skeptical
- Somewhat skeptical
- Very skeptical

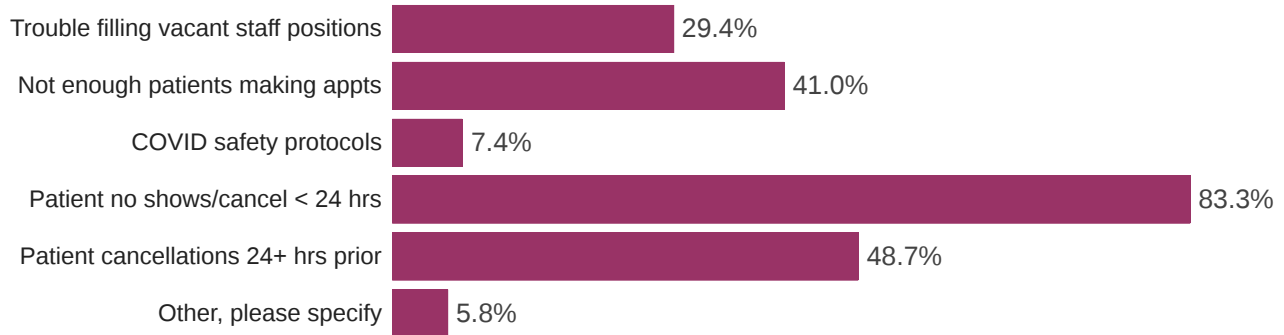
**How full was your dental practice's appointment schedule last week?**



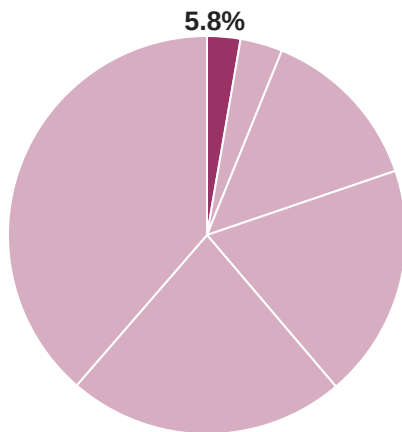
- Mean % of appointment schedule filled

**Which of the following factors prevented your dental practice’s appointment schedule from reaching 100% last week? (Select all that apply.)**

959 Responses



56 respondents (5.8%) selected "other, please specify." Their responses are categorized below.

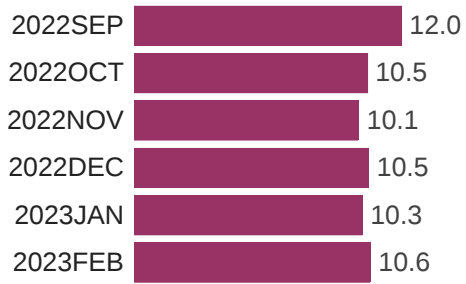


Other, please specify:

Other, please specify:	Percentage of Responses
STAFF OUT WITH COVID/QUARANTINE/OTHER ILLNESS	19.6%
INCLEMENT WEATHER	16.1%
STAFF OUT ON VACATION / LEAVE	10.7%
DROPPED DENTAL PLAN / LOW REIMBURSEMENT / INSURANCE ISSUES	10.7%
PATIENTS POSTPONING TREATMENT DUE TO COST	7.1%
BAD ECONOMIC CONDITIONS	7.1%
INEXPERIENCED / INEFFICIENT STAFF	5.4%
LOSING EXISTING PATIENTS	3.6%
HAPPY WITH CURRENT VOLUME	3.6%
PROFESSIONAL DEVELOPMENT / ATTENDING DENTAL MEETINGS	1.8%
PATIENTS AWAY / OFFICE CLOSED FOR BREAK OR HOLIDAY	1.8%
INCREASING COSTS TO RUN PRACTICE / HIGH SALARY OR WAGE DEMANDS	1.8%
COMPETITION WITH OTHER DENTISTS IN THE AREA	1.8%
MISCELLANEOUS	7.1%

**[Owners only] Currently, how many business days does the average *patient of record* have to wait for an appointment (excluding emergencies)?**

6352 Responses



● Mean number of days

**[Owners only] Currently, how many business days does the average *new patient* have to wait for an initial appointment (excluding emergencies)?**

7480 Responses



● Mean number of days

**Have you recently or are you currently recruiting any of the following positions in your dental practice?**

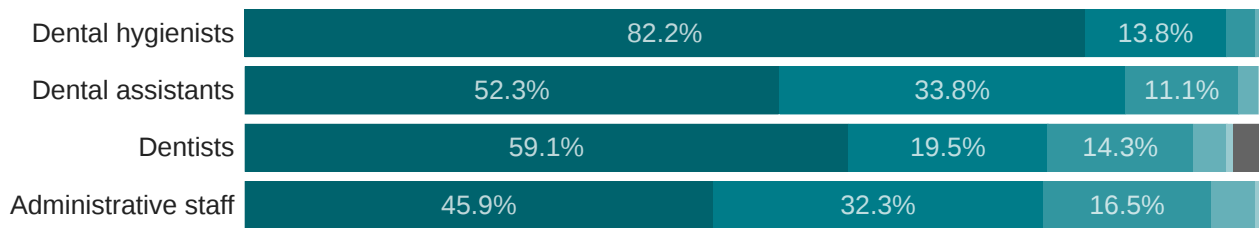
1164 Responses



● Yes ● No ● Not sure

**How challenging has it been to recruit the position(s) below?**

680 Responses



● Extremely challenging ● Very challenging ● Moderately challenging ● Slightly challenging  
● Not challenging at all ● Not sure/Not applicable

**Since January 1, 2023, has your practice dropped out of any dental insurance networks?**

1164 Responses



● Yes [190] ● No or not currently participating [958] ● Not sure [16]

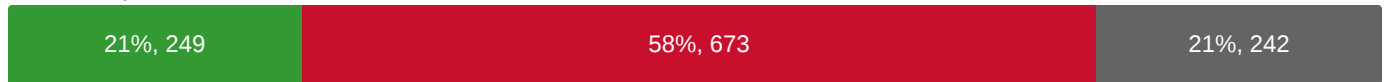
**[If yes] Approximately what percentage of the patient base was in the dropped insurance networks?**

162 Responses



**Looking ahead the next three months, does your practice intend to drop out of any dental insurance networks?**

1164 Responses



● Yes ● No or not currently participating ● Not sure

**[If yes] Approximately what percentage of the patient base are in the insurance networks your practice intends to drop out of?**

221 Responses

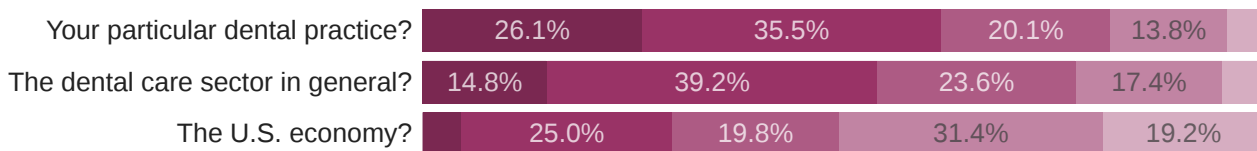


## Economic Confidence

### BY OWNERSHIP STATUS

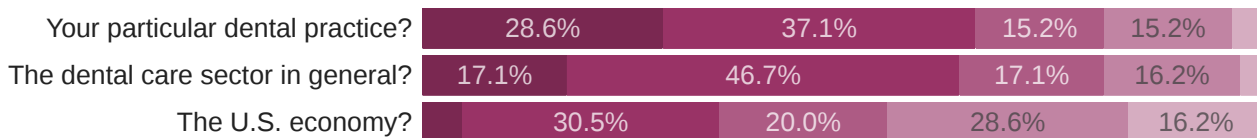
Looking ahead to the next six months, how confident are you in the recovery of:

#### Owner



- Very confident
- Somewhat confident
- Neither confident nor skeptical
- Somewhat skeptical
- Very skeptical

#### Non-owner

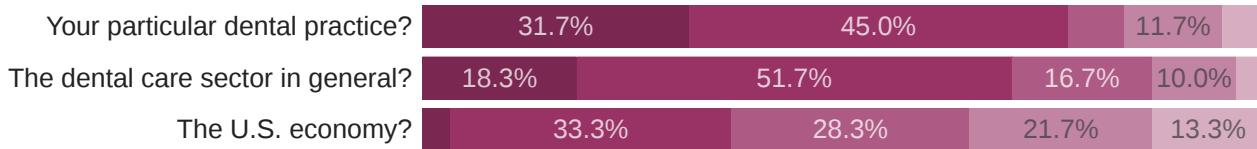




**BY DSO AFFILIATION**

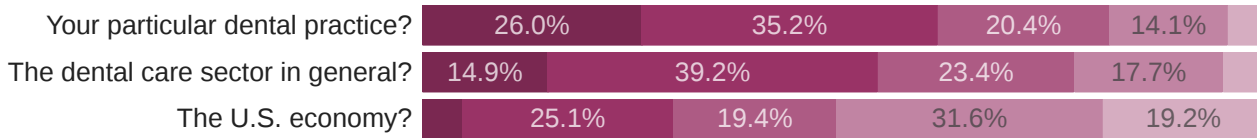
Looking ahead to the next six months, how confident are you in the recovery of:

**DSO**



- Very confident
- Somewhat confident
- Neither confident nor skeptical
- Somewhat skeptical
- Very skeptical

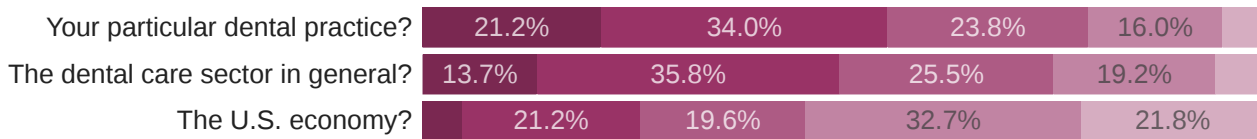
**Non-DSO**



**BY PRACTICE SIZE**

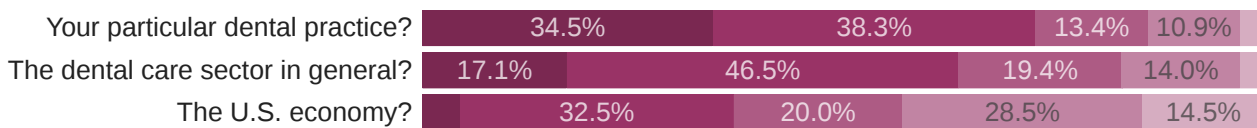
Looking ahead to the next six months, how confident are you in the recovery of:

**Solo dentists**



- Very confident
- Somewhat confident
- Neither confident nor skeptical
- Somewhat skeptical
- Very skeptical

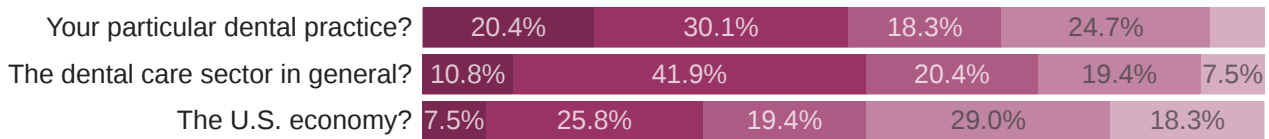
**2 to 9 dentists**



**BY GEOGRAPHY**

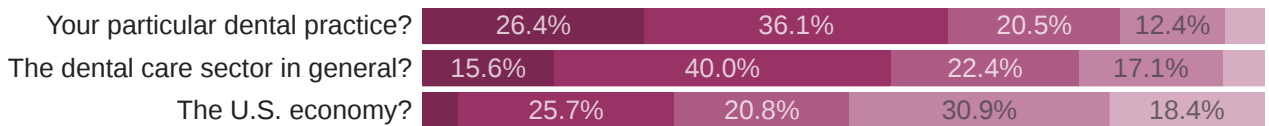
Looking ahead to the next six months, how confident are you in the recovery of:

**Top 20 cities**

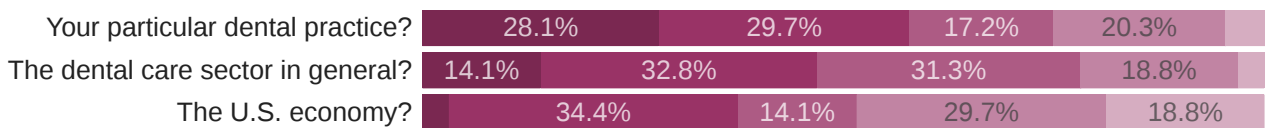


- Very confident
- Somewhat confident
- Neither confident nor skeptical
- Somewhat skeptical
- Very skeptical

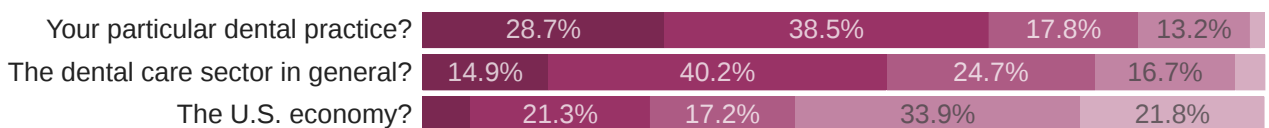
**Other urban**



**Suburban**



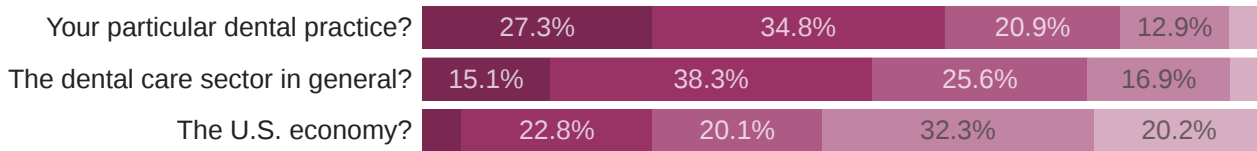
**Rural**



**BY SEX**

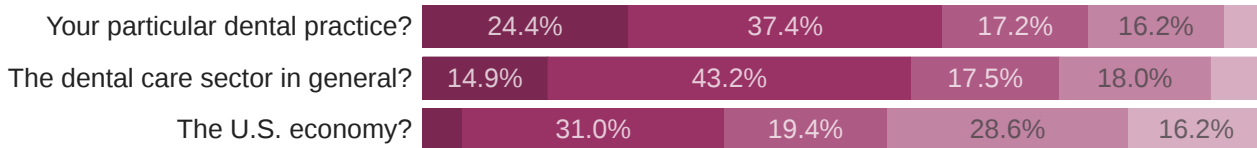
Looking ahead to the next six months, how confident are you in the recovery of:

**Male**



- Very confident
- Somewhat confident
- Neither confident nor skeptical
- Somewhat skeptical
- Very skeptical

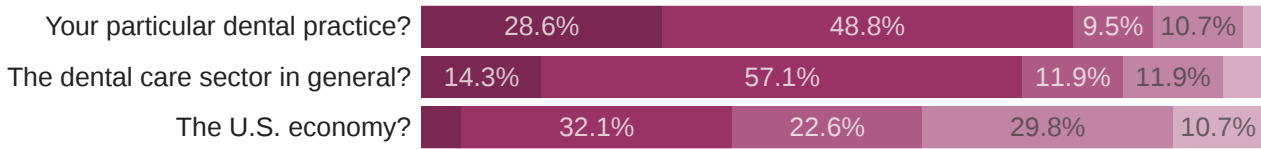
**Female**



**BY YEARS EXPERIENCE**

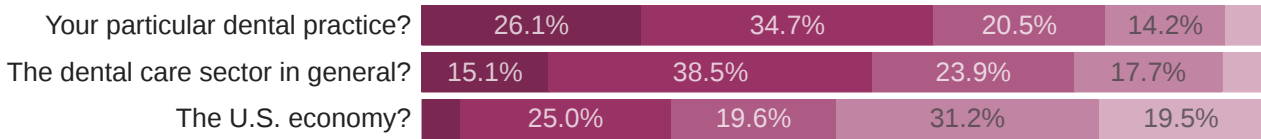
Looking ahead to the next six months, how confident are you in the recovery of:

**New dentists (graduated 2013 - 2022)**



- Very confident
- Somewhat confident
- Neither confident nor skeptical
- Somewhat skeptical
- Very skeptical

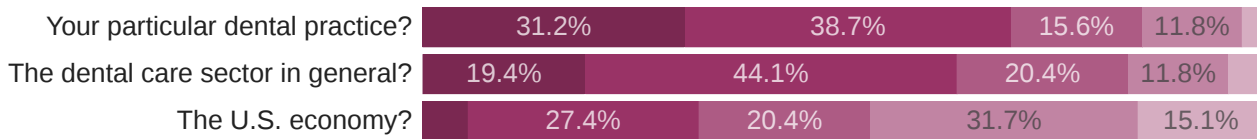
**Established dentists (graduated before 2013)**



**BY AGE GROUP**

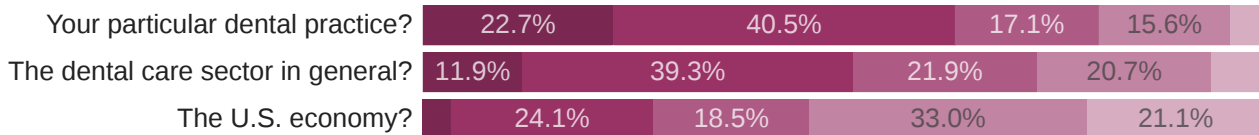
Looking ahead to the next six months, how confident are you in the recovery of:

**35 to 44**

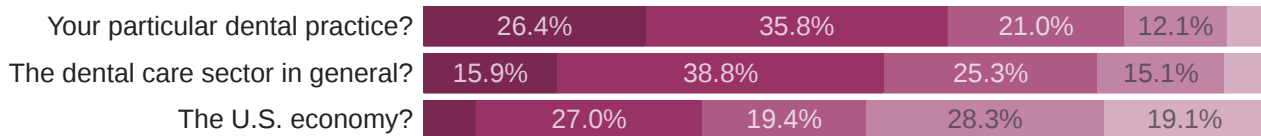


- Very confident
- Somewhat confident
- Neither confident nor skeptical
- Somewhat skeptical
- Very skeptical

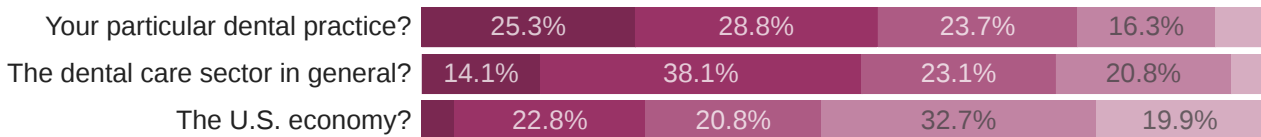
**45 to 54**



**55 to 64**



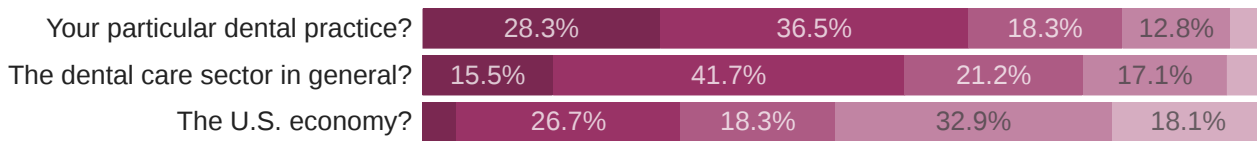
**65 or older**



**BY RACE/ETHNICITY**

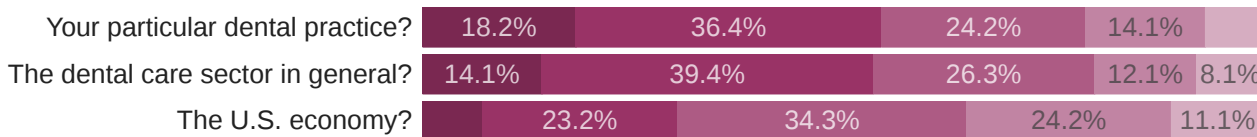
Looking ahead to the next six months, how confident are you in the recovery of:

**White**

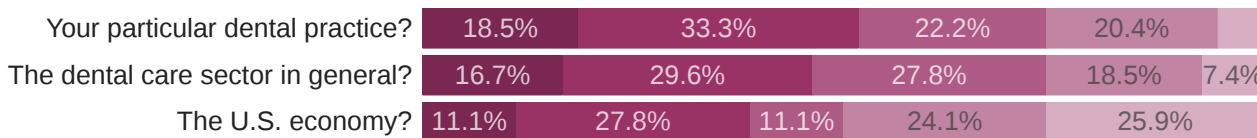


- Very confident
- Somewhat confident
- Neither confident nor skeptical
- Somewhat skeptical
- Very skeptical

**Asian**



**Hispanic**



## Appointment Schedule

### BY OWNERSHIP STATUS

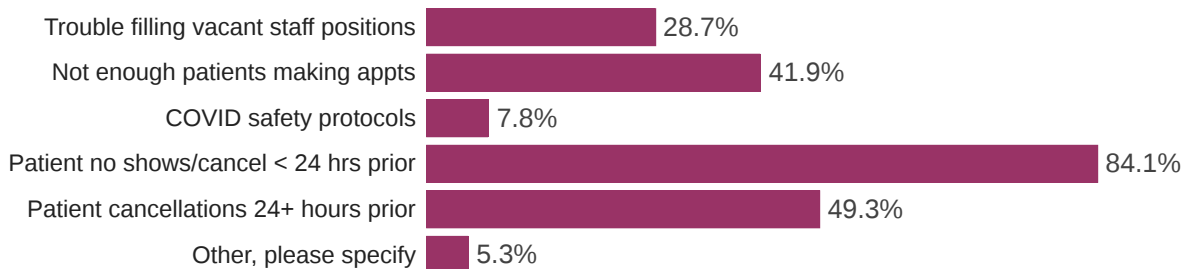
#### Owner

How full was your dental practice's appointment schedule last week?



● Mean % of schedule filled

Which of the following factors prevented your dental practice's appointment schedule from reaching 100% last week? (Select all that apply.)





**BY OWNERSHIP STATUS (continued)**

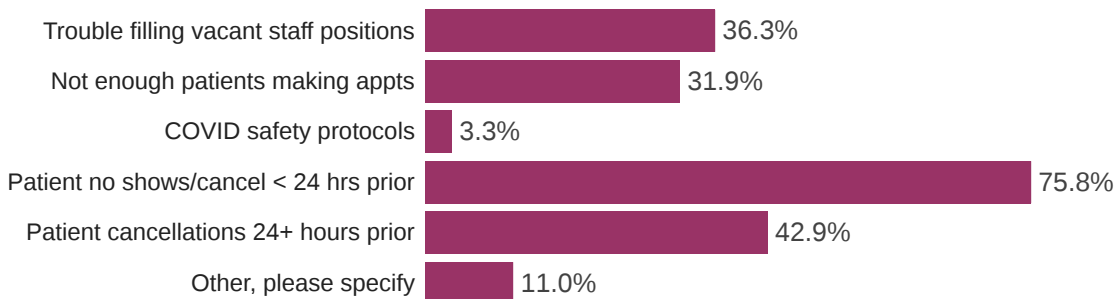
**Non-owner**

**How full was your dental practice's appointment schedule last week?**



● Mean % of schedule filled

**Which of the following factors prevented your dental practice's appointment schedule from reaching 100% last week? (Select all that apply.)**



**BY DSO AFFILIATION**

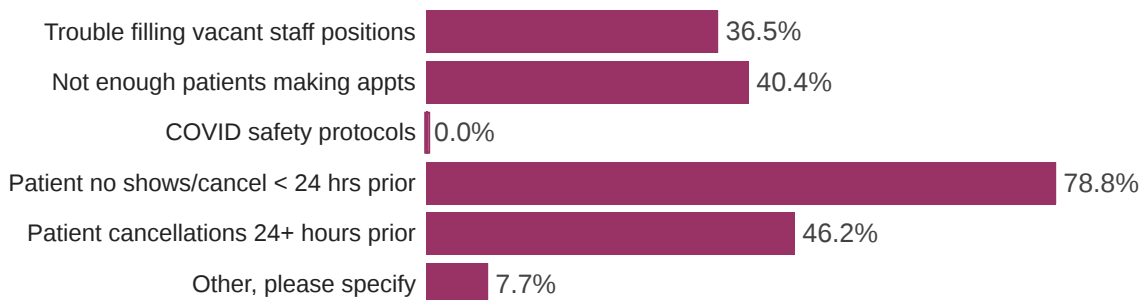
**DSO**

**How full was your dental practice's appointment schedule last week?**



● Mean % of schedule filled

**Which of the following factors prevented your dental practice's appointment schedule from reaching 100% last week? (Select all that apply.)**



**BY DSO AFFILIATION (continued)**

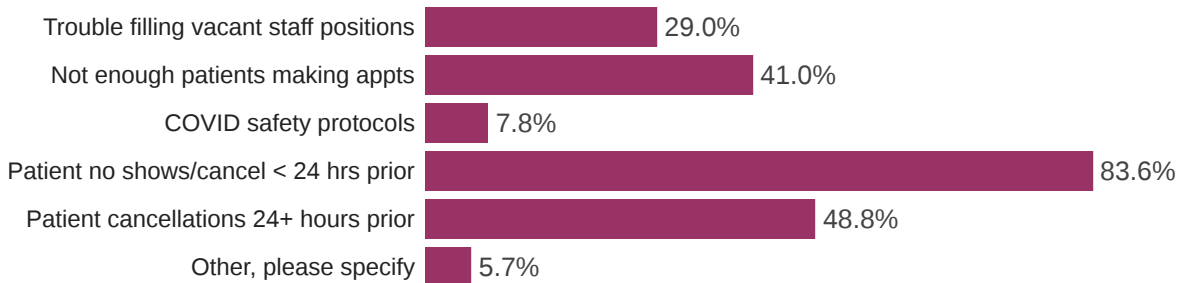
**Non-DSO**

**How full was your dental practice's appointment schedule last week?**



● Mean % of schedule filled

**Which of the following factors prevented your dental practice's appointment schedule from reaching 100% last week? (Select all that apply.)**



**BY PRACTICE SIZE**

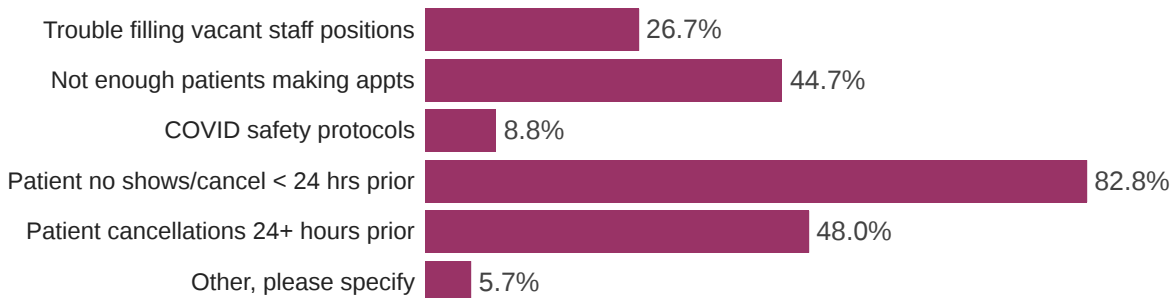
**Solo dentists**

**How full was your dental practice's appointment schedule last week?**



● Mean % of schedule filled

**Which of the following factors prevented your dental practice's appointment schedule from reaching 100% last week? (Select all that apply.)**



**BY PRACTICE SIZE (continued)**

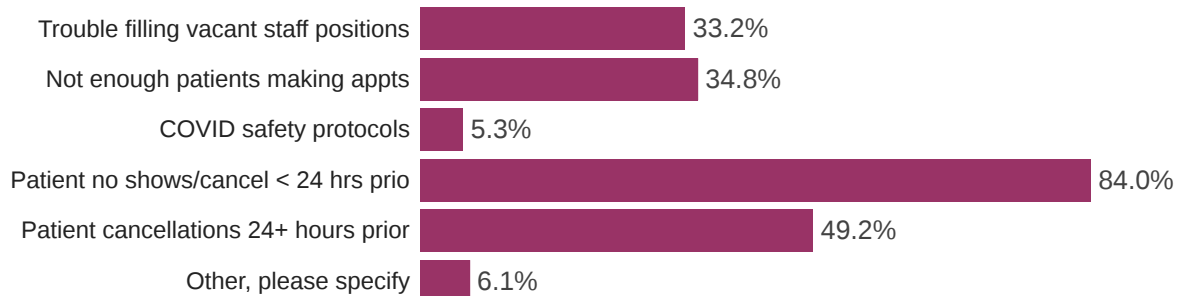
**2 to 9 dentists**

**How full was your dental practice's appointment schedule last week?**



● Mean % of schedule filled

**Which of the following factors prevented your dental practice's appointment schedule from reaching 100% last week? (Select all that apply.)**



**BY GEOGRAPHY**

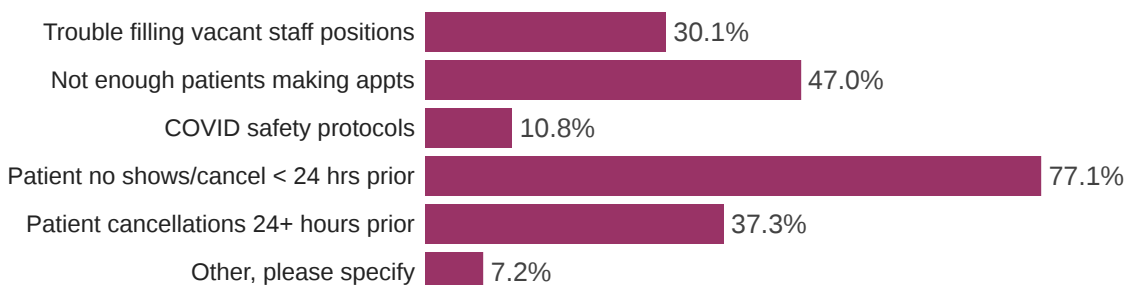
**Top 20 cities**

**How full was your dental practice's appointment schedule last week?**



● Mean % of schedule filled

**Which of the following factors prevented your dental practice's appointment schedule from reaching 100% last week? (Select all that apply.)**



**BY GEOGRAPHY (continued)**

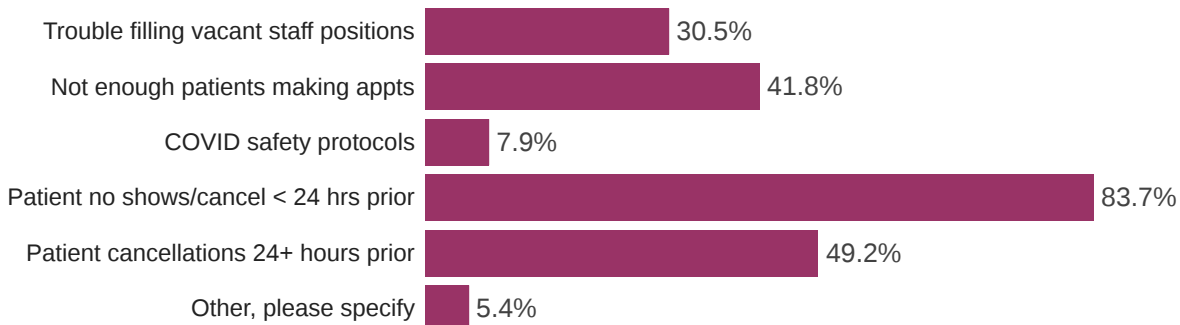
**Other Urban**

**How full was your dental practice's appointment schedule last week?**



● Mean % of schedule filled

**Which of the following factors prevented your dental practice's appointment schedule from reaching 100% last week? (Select all that apply.)**



**BY GEOGRAPHY (continued)**

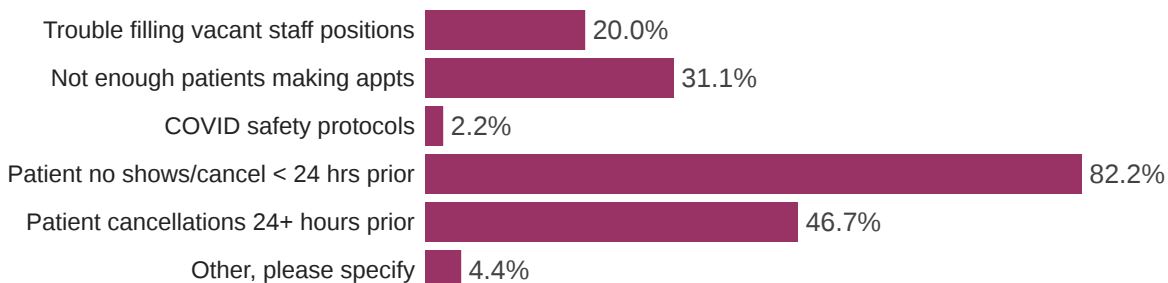
**Suburban**

**How full was your dental practice's appointment schedule last week?**



● Mean % of schedule filled

**Which of the following factors prevented your dental practice's appointment schedule from reaching 100% last week? (Select all that apply.)**





**BY GEOGRAPHY (continued)**

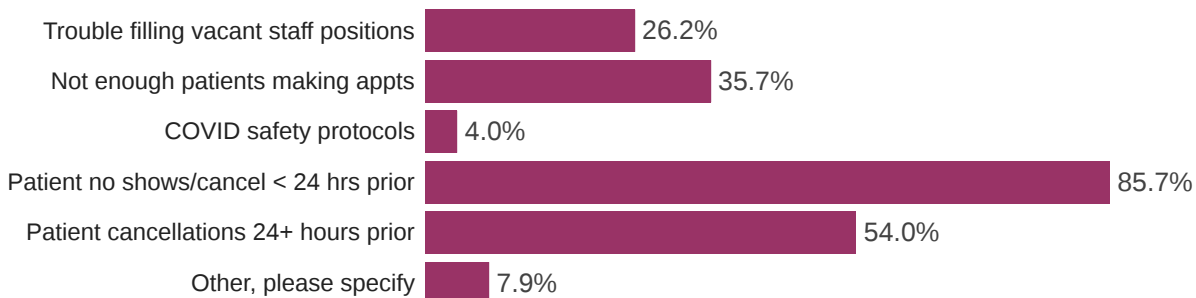
**Rural**

**How full was your dental practice's appointment schedule last week?**



● Mean % of schedule filled

**Which of the following factors prevented your dental practice's appointment schedule from reaching 100% last week? (Select all that apply.)**



**BY SEX**

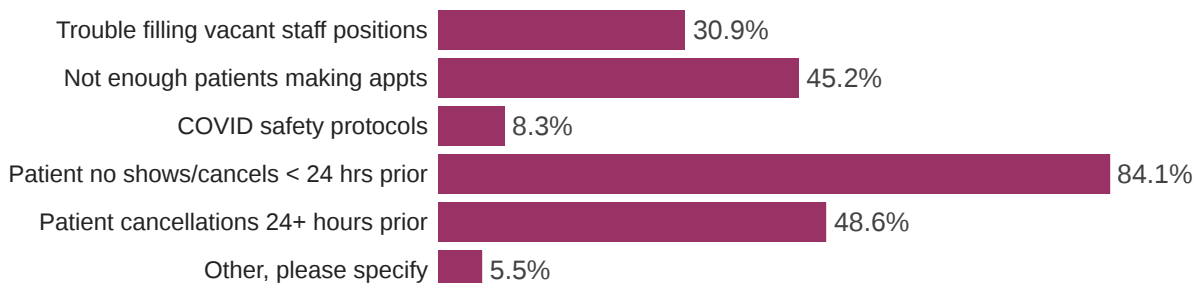
**Male**

**How full was your dental practice's appointment schedule last week?**



● Mean % of schedule filled

**Which of the following factors prevented your dental practice's appointment schedule from reaching 100% last week? (Select all that apply.)**



**BY SEX (continued)**

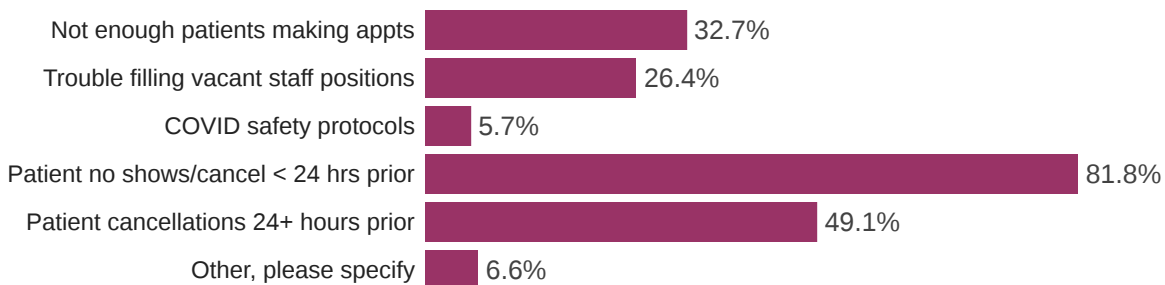
**Female**

**How full was your dental practice's appointment schedule last week?**



● Mean % of schedule filled

**Which of the following factors prevented your dental practice's appointment schedule from reaching 100% last week? (Select all that apply.)**



**BY YEARS EXPERIENCE**

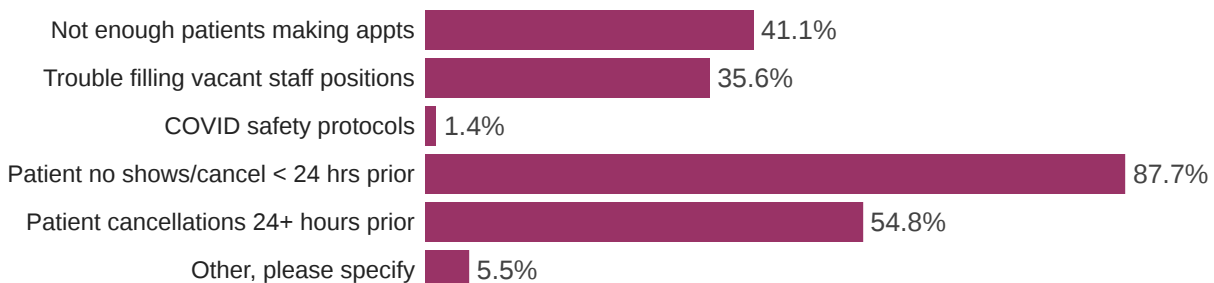
**New dentists (graduated 2013 - 2022)**

**How full was your dental practice's appointment schedule last week?**



● Mean % of schedule filled

**Which of the following factors prevented your dental practice's appointment schedule from reaching 100% last week? (Select all that apply.)**



**BY YEARS EXPERIENCE (continued)**

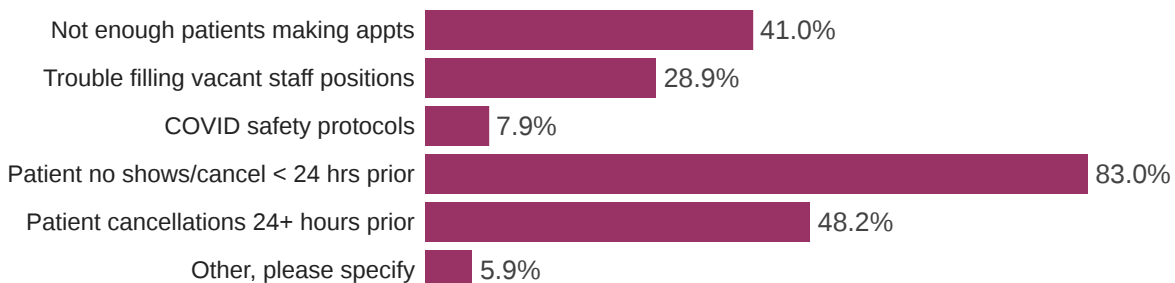
**Established dentists (graduated before 2013)**

**How full was your dental practice's appointment schedule last week?**



● Mean % of schedule filled

**Which of the following factors prevented your dental practice's appointment schedule from reaching 100% last week? (Select all that apply.)**



**BY AGE**

**How full was your dental practice's appointment schedule last week?**

1157 Responses



● Mean % of schedule filled

**Which of the following factors prevented your dental practice's appointment schedule from reaching 100% last week? (Select all that apply.)**

Field	Trouble filling vacant staff positions	Not enough patients trying to make appointments	COVID safety protocols are limiting the capacity	Patient no shows/cancellations < 24 hrs	Patient cancellations 24+ hours prior	Other, please specify
35-44	28.9%	37.5%	3.3%	86.8%	52.0%	3.9%
45-54	29.8%	37.7%	5.1%	89.3%	57.2%	3.7%
55-64	29.3%	35.8%	7.8%	77.9%	42.7%	4.9%
65+	28.5%	53.2%	11.8%	81.7%	46.4%	9.9%

**BY RACE/ETHNICITY**

**How full was your dental practice's appointment schedule last week?**

1156 Responses



● Mean % of schedule filled

**Which of the following factors prevented your dental practice's appointment schedule from reaching 100% last week? (Select all that apply.)**

Field	Trouble filling vacant staff positions	Not enough patients trying to make appointments	COVID safety protocols are limiting the capacity	Patient no shows/cancellations < 24 hrs	Patient cancellations 24+ hours prior	Other, please specify
White	29.2%	39.7%	6.1%	84.9%	48.3%	4.9%
Asian	29.6%	42.0%	17.3%	74.1%	55.6%	4.9%
Hispanic	26.5%	42.9%	8.2%	81.6%	51.0%	8.2%

## Patient Wait Times

### BY DSO AFFILIATION

[Owners only] Currently, how many business days does the average *patient of record* have to wait for an appointment (excluding emergencies)?

1059 Responses



● Mean number of days

[Owners only] Currently, how many business days does the average *new patient* have to wait for an initial appointment (excluding emergencies)?

1059 Responses



● Mean number of days



BY PRACTICE SIZE

[Owners only] Currently, how many business days does the average *patient of record* have to wait for an appointment (excluding emergencies)?

1059 Responses



● Mean number of days

[Owners only] Currently, how many business days does the average *new patient* have to wait for an initial appointment (excluding emergencies)?

1059 Responses

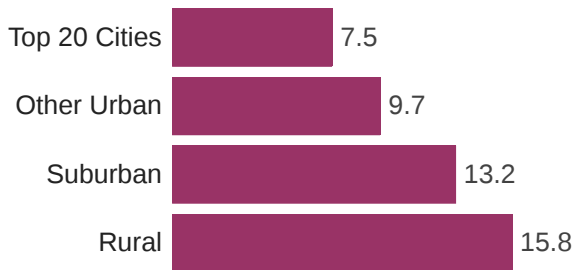


● Mean number of days

BY GEOGRAPHY

[Owners only] Currently, how many business days does the average *patient of record* have to wait for an appointment (excluding emergencies)?

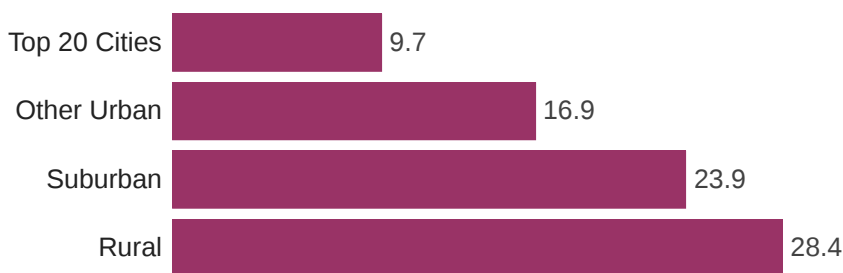
1059 Responses



● Mean number of days

[Owners only] Currently, how many business days does the average *new patient* have to wait for an initial appointment (excluding emergencies)?

1059 Responses



● Mean number of days

BY SEX

[Owners only] Currently, how many business days does the average *patient of record* have to wait for an appointment (excluding emergencies)?

1059 Responses



● Mean number of days

[Owners only] Currently, how many business days does the average *new patient* have to wait for an initial appointment (excluding emergencies)?

1059 Responses

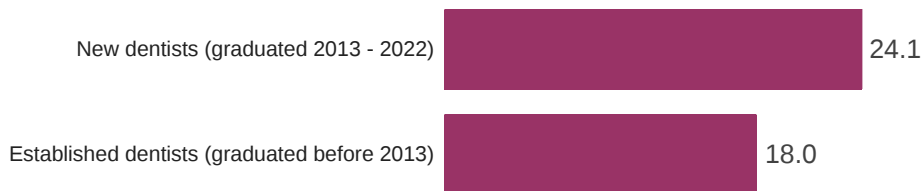


● Mean number of days

BY YEARS EXPERIENCE

[Owners only] Currently, how many business days does the average *new patient* have to wait for an initial appointment (excluding emergencies)?

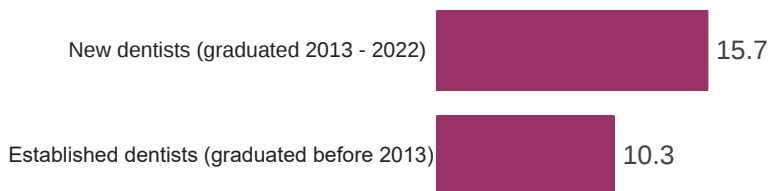
1059 Responses



● Mean number of days

[Owners only] Currently, how many business days does the average *patient of record* have to wait for an appointment (excluding emergencies)?

1059 Responses

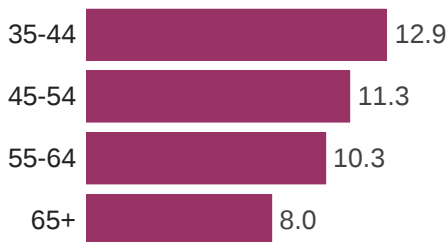


● Mean number of days

**BY AGE GROUP**

**[Owners only] Currently, how many business days does the average *patient of record* have to wait for an appointment (excluding emergencies)?**

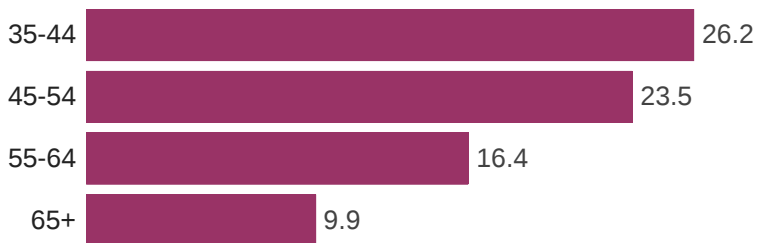
1059 Responses



● Mean number of days

**[Owners only] Currently, how many business days does the average *new patient* have to wait for an initial appointment (excluding emergencies)?**

1059 Responses



● Mean number of days

BY RACE / ETHNICITY

[Owners only] Currently, how many business days does the average *patient of record* have to wait for an appointment (excluding emergencies)?

1058 Responses



● Mean number of days

[Owners only] Currently, how many business days does the average *new patient* have to wait for an initial appointment (excluding emergencies)?

1058 Responses



● Mean number of days

## Staff Recruitment

### BY OWNERSHIP STATUS

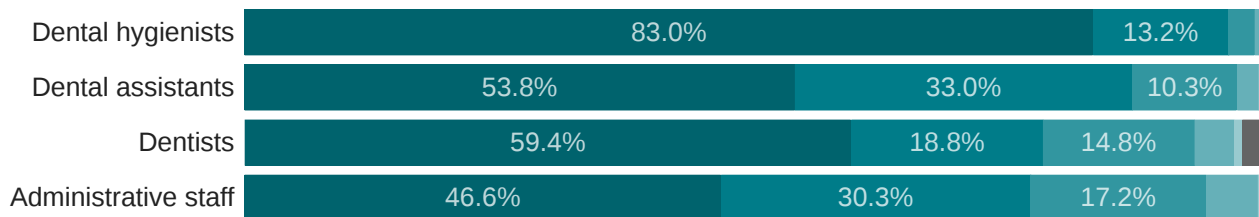
#### Owner dentists

Have you recently or are you currently recruiting any of the following positions in your dental practice?



● Yes ● No ● Not sure

### How challenging has it been to recruit the position(s) below?



● Extremely challenging ● Very challenging ● Moderately challenging ● Slightly challenging  
● Not challenging at all ● Not sure/Not applicable

**BY OWNERSHIP STATUS (continued)**

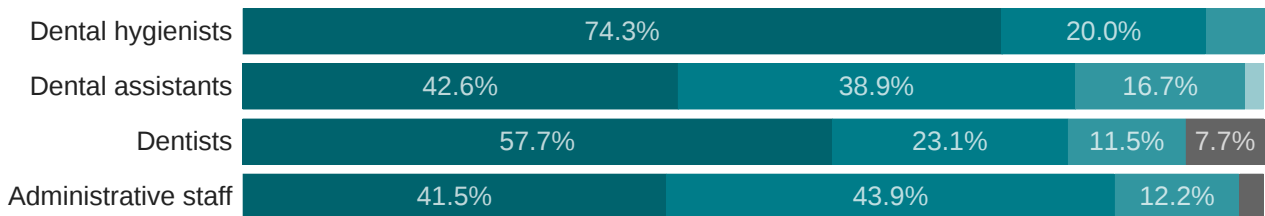
**Non-owner dentists**

**Have you recently or are you currently recruiting any of the following positions in your dental practice?**



● Yes ● No ● Not sure

**How challenging has it been to recruit the position(s) below?**



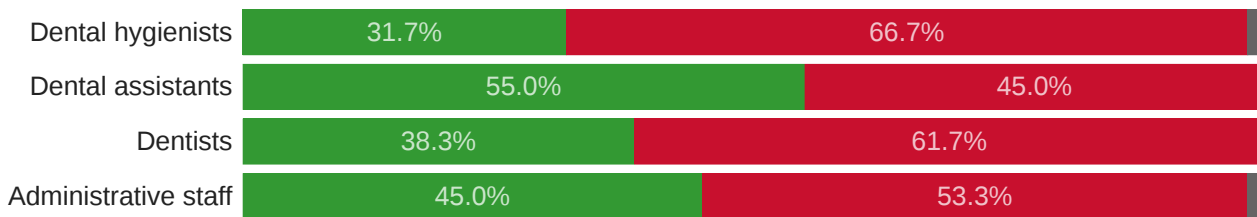
● Extremely challenging ● Very challenging ● Moderately challenging ● Slightly challenging  
● Not challenging at all ● Not sure/Not applicable



**BY DSO AFFILIATION**

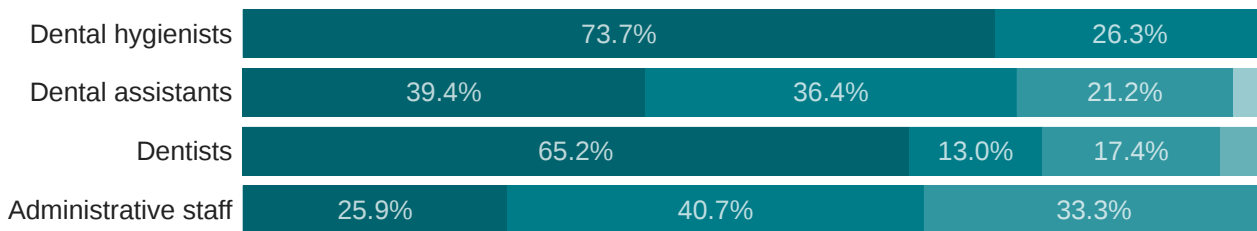
**DSO**

**Have you recently or are you currently recruiting any of the following positions in your dental practice?**



● Yes ● No ● Not sure

**How challenging has it been to recruit the position(s) below?**



● Extremely challenging ● Very challenging ● Moderately challenging ● Slightly challenging  
● Not challenging at all ● Not sure/Not applicable

**BY DSO AFFILIATION (continued)**

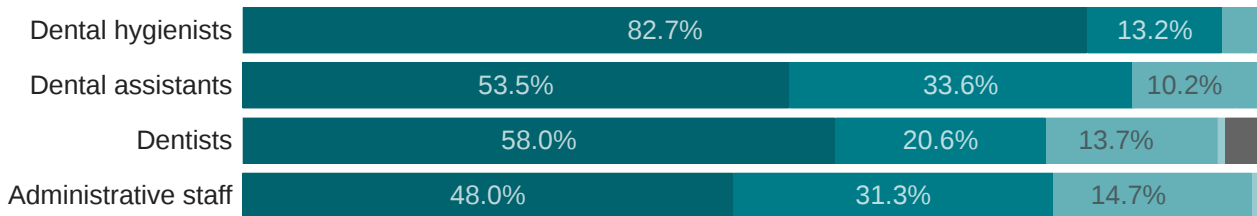
**Non-DSO**

**Have you recently or are you currently recruiting any of the following positions in your dental practice?**



● Yes ● No ● Not sure

**How challenging has it been to recruit the position(s) below?**



● Extremely challenging ● Very challenging ● Moderately challenging ● Slightly challenging  
● Not challenging at all ● Not sure/Not applicable

**BY PRACTICE SIZE**

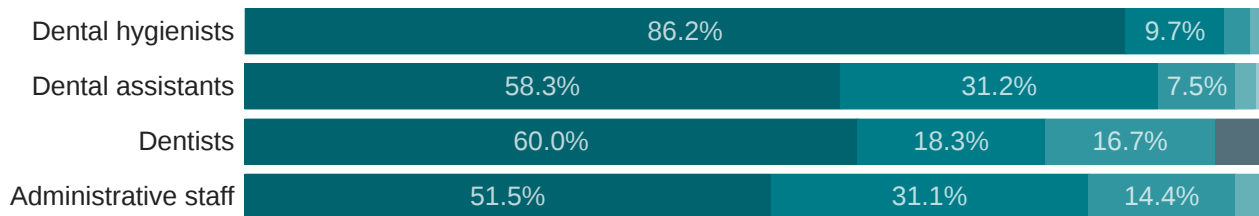
**Solo dentists**

**Have you recently or are you currently recruiting any of the following positions in your dental practice?**



● Yes ● No ● Not sure

**How challenging has it been to recruit the position(s) below?**



● Extremely challenging ● Very challenging ● Moderately challenging ● Slightly challenging  
● Not challenging at all ● Not sure/Not applicable

**BY PRACTICE SIZE (continued)**

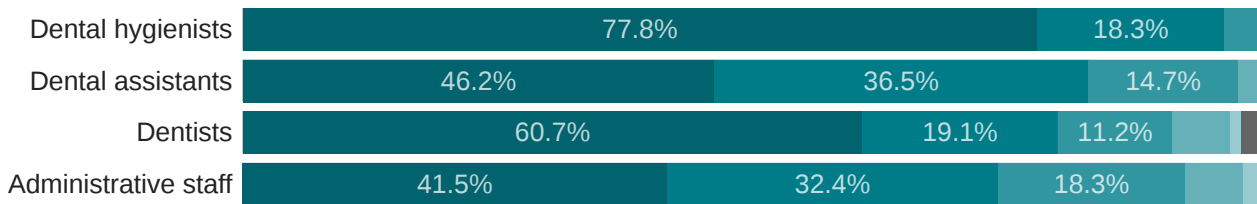
**2 to 9 dentists**

**Have you recently or are you currently recruiting any of the following positions in your dental practice?**



● Yes ● No ● Not sure

**How challenging has it been to recruit the position(s) below?**



● Extremely challenging ● Very challenging ● Moderately challenging ● Slightly challenging  
● Not challenging at all ● Not sure/Not applicable

**BY GEOGRAPHY**

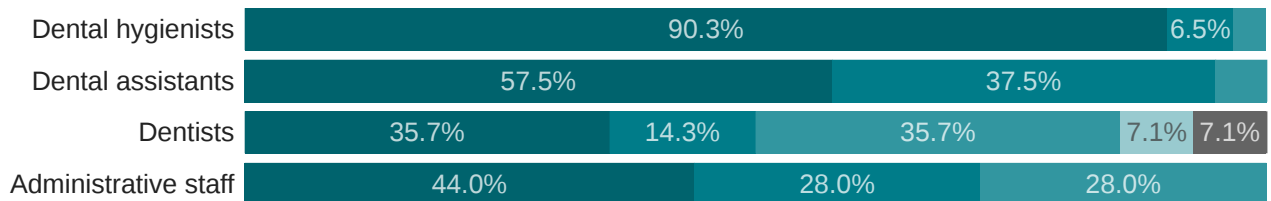
**Top 20 Cities**

**Have you recently or are you currently recruiting any of the following positions in your dental practice?**



● Yes ● No ● Not sure

**How challenging has it been to recruit the position(s) below?**



● Extremely challenging ● Very challenging ● Moderately challenging ● Slightly challenging  
● Not challenging at all ● Not sure/Not applicable

**BY GEOGRAPHY (continued)**

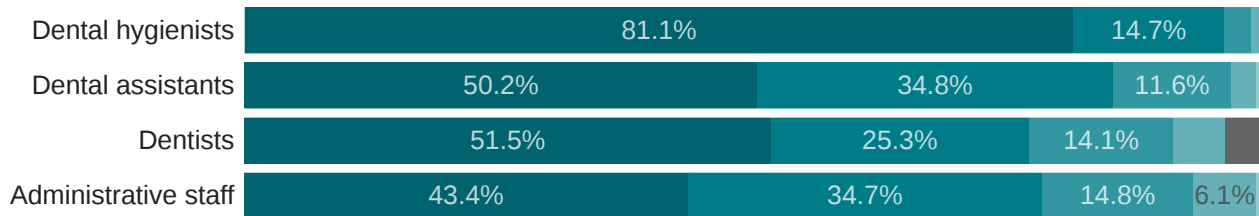
**Other Urban**

**Have you recently or are you currently recruiting any of the following positions in your dental practice?**



● Yes ● No ● Not sure

**How challenging has it been to recruit the position(s) below?**



● Extremely challenging ● Very challenging ● Moderately challenging ● Slightly challenging  
● Not challenging at all ● Not sure/Not applicable

**BY GEOGRAPHY (continued)**

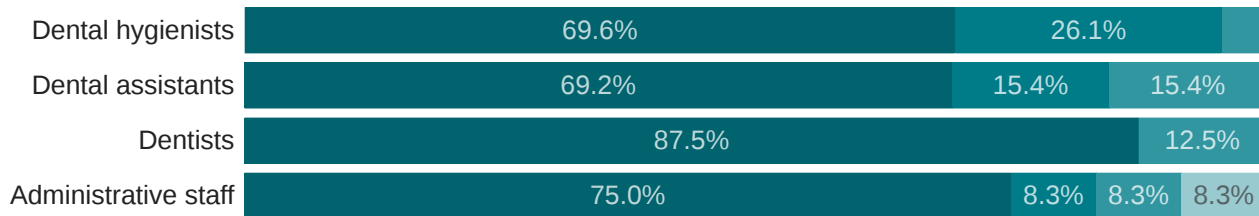
**Suburban**

**Have you recently or are you currently recruiting any of the following positions in your dental practice?**



● Yes ● No ● Not sure

**How challenging has it been to recruit the position(s) below?**



● Extremely challenging ● Very challenging ● Moderately challenging ● Slightly challenging  
● Not challenging at all ● Not sure/Not applicable

**BY GEOGRAPHY (continued)**

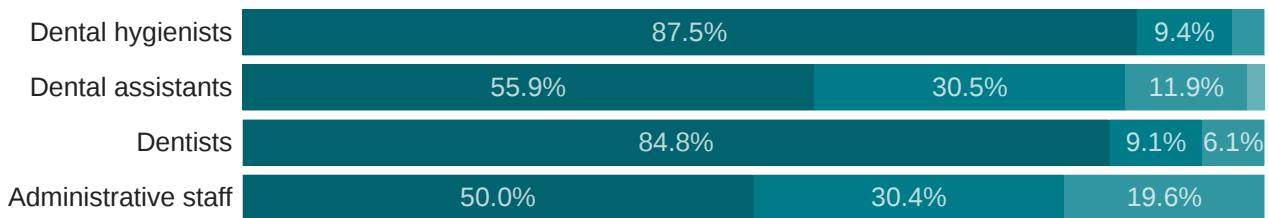
**Rural**

**Have you recently or are you currently recruiting any of the following positions in your dental practice?**



● Yes ● No ● Not sure

**How challenging has it been to recruit the position(s) below?**



● Extremely challenging ● Very challenging ● Moderately challenging ● Slightly challenging  
● Not challenging at all ● Not sure/Not applicable



**BY SEX**

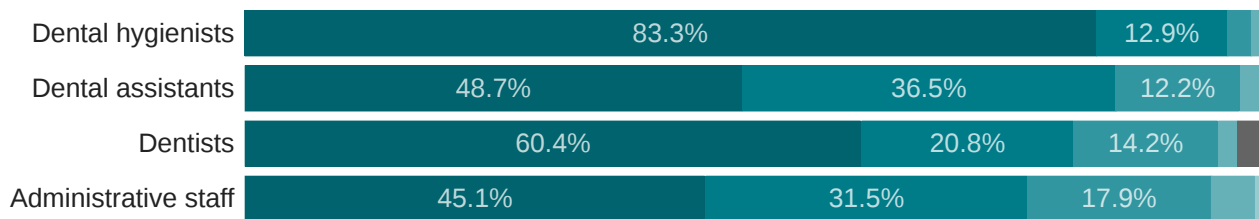
**Male**

**Have you recently or are you currently recruiting any of the following positions in your dental practice?**



● Yes ● No ● Not sure

**How challenging has it been to recruit the position(s) below?**



● Extremely challenging ● Very challenging ● Moderately challenging ● Slightly challenging  
● Not challenging at all ● Not sure/Not applicable

**BY SEX (continued)**

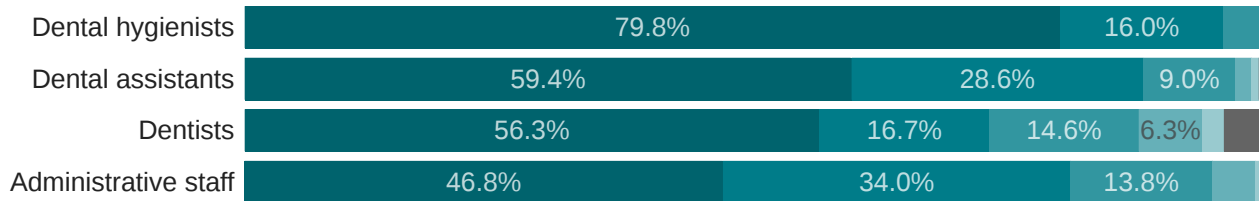
**Female**

**Have you recently or are you currently recruiting any of the following positions in your dental practice?**



● Yes ● No ● Not sure

**How challenging has it been to recruit the position(s) below?**



● Extremely challenging ● Very challenging ● Moderately challenging ● Slightly challenging  
● Not challenging at all ● Not sure/Not applicable

**BY YEARS EXPERIENCE**

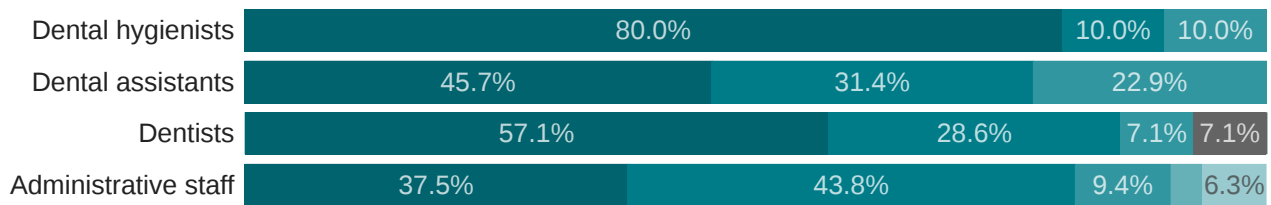
**New Dentists (graduated 2013 - 2022)**

**Have you recently or are you currently recruiting any of the following positions in your dental practice?**



● Yes ● No ● Not sure

**How challenging has it been to recruit the position(s) below?**



● Extremely challenging ● Very challenging ● Moderately challenging ● Slightly challenging  
● Not challenging at all ● Not sure/Not applicable

**BY YEARS EXPERIENCE (continued)**

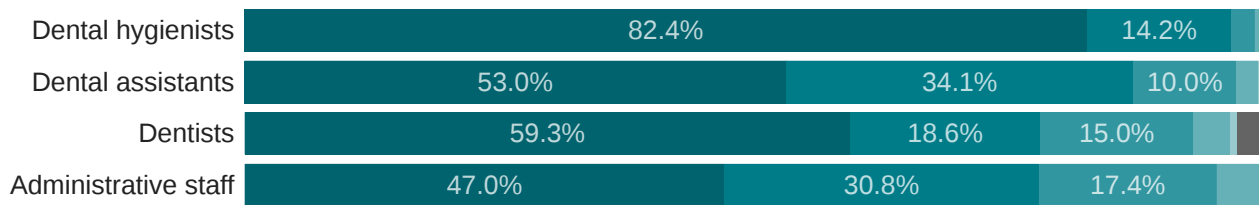
**Established Dentists (graduated before 2013)**

**Have you recently or are you currently recruiting any of the following positions in your dental practice?**



● Yes ● No ● Not sure

**How challenging has it been to recruit the position(s) below?**



● Extremely challenging ● Very challenging ● Moderately challenging ● Slightly challenging  
● Not challenging at all ● Not sure/Not applicable

## Questions of the Week

### *Dropping Dental Insurance Networks*

Since January 1, 2023, has your practice dropped out of any dental insurance networks?

1164 Responses



● Yes ● No or not currently participating ● Not sure

### BY DSO AFFILIATION

1164 Responses



### BY PRACTICE SIZE

1164 Responses



**Since January 1, 2023, has your practice dropped out of any dental insurance networks?  
(continued)**

**BY GEOGRAPHY**

1164 Responses



● Yes ● No or not currently participating ● Not sure

**BY SEX**

1163 Responses



**BY YEARS EXPERIENCE**


1164 Responses



Since January 1, 2023, has your practice dropped out of any dental insurance networks?  
(continued)

BY AGE GROUP

1164 Responses



● Yes ● No or not currently participating ● Not sure

BY RACE/ETHNICITY

1163 Responses



**[If yes] Approximately what percentage of the patient base was in the dropped insurance networks?**

**BY OWNERSHIP STATUS**

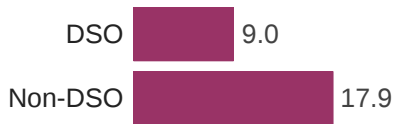
162 Responses



● Mean %

**BY DSO AFFILIATION**

162 Responses



● Mean %

**BY PRACTICE SIZE**

162 Responses



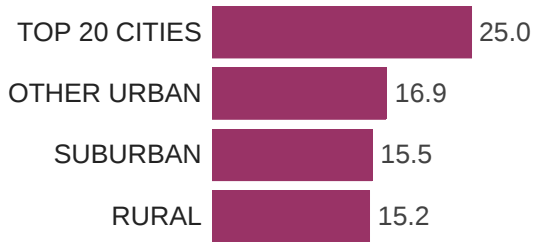
● Mean %



**[If yes] Approximately what percentage of the patient base was in the dropped insurance networks? (continued)**

**BY GEOGRAPHY**

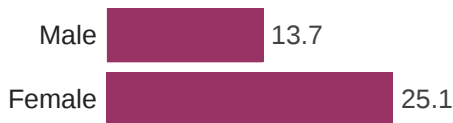
162 Responses



● Mean %

**BY DSO AFFILIATION**

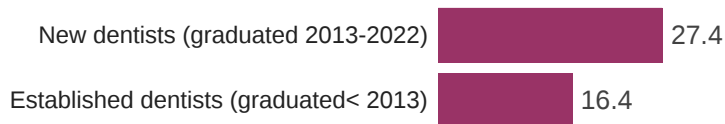
161 Responses



● Mean %

**BY YEARS EXPERIENCE**

162 Responses

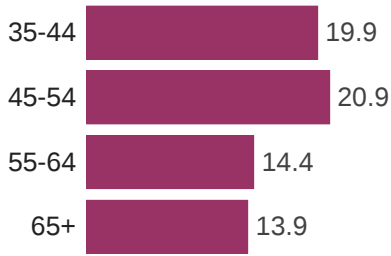


● Mean %

**[If yes] Approximately what percentage of the patient base was in the dropped insurance networks? (continued)**

**BY AGE GROUP**

162 Responses



● Mean %

**BY RACE/ETHNICITY**

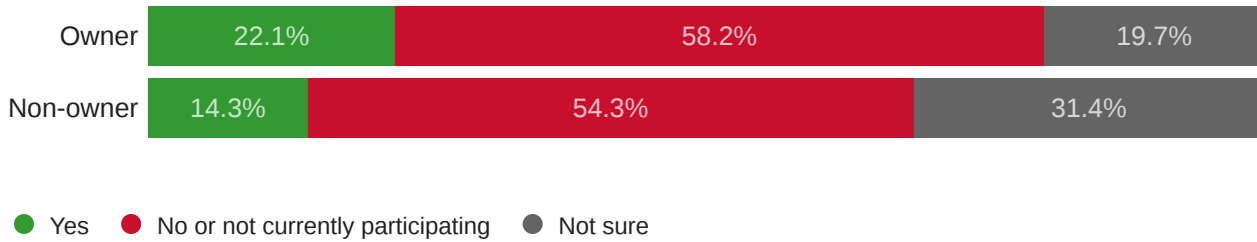
162 Responses



● Mean %

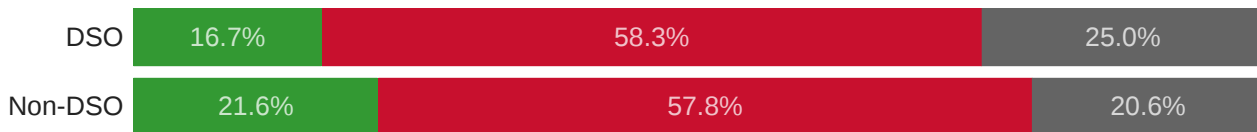
**Looking ahead the next three months, does your practice intend to drop out of any dental insurance networks?**

1164 Responses



**BY DSO AFFILIATION**

1164 Responses



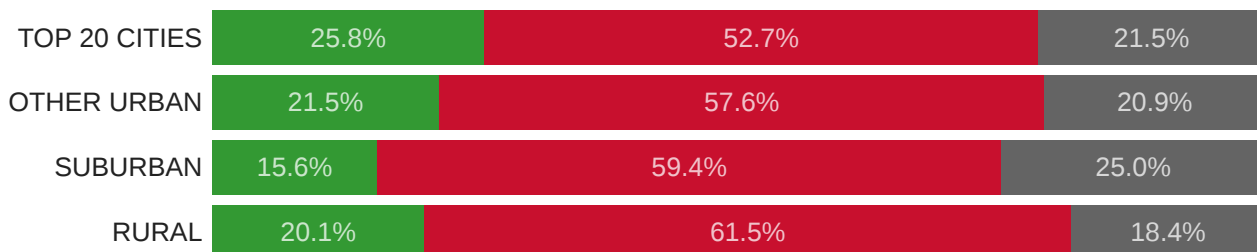
**BY PRACTICE SIZE**

1164 Responses



**BY GEOGRAPHY**

1164 Responses



**Looking ahead the next three months, does your practice intend to drop out of any dental insurance networks? (continued)**

**BY SEX**

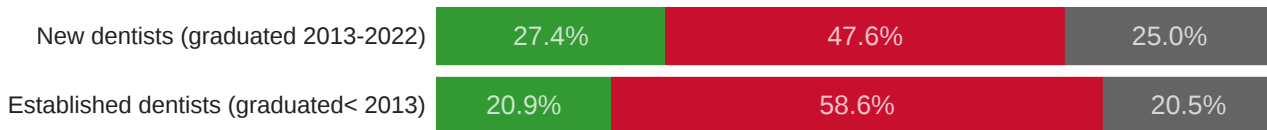
1163 Responses



● Yes ● No or not currently participating ● Not sure

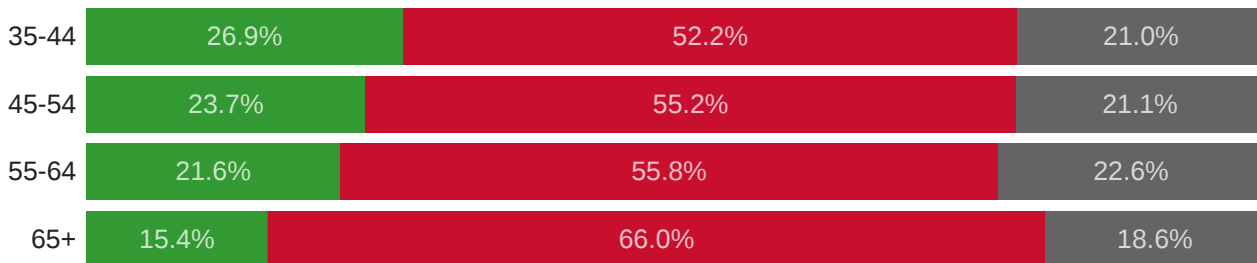
**BY YEARS EXPERIENCE**

1164 Responses



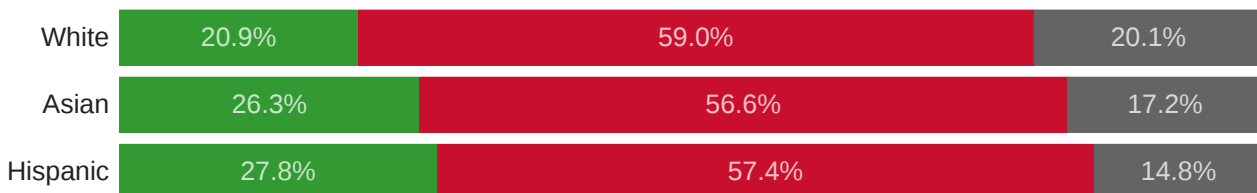
**BY AGE GROUP**

1164 Responses



**BY RACE/ETHNICITY**

1163 Responses



**[If yes] Approximately what percentage of the patient base are in the insurance networks your practice intends to drop out of?**

**BY OWNERSHIP STATUS**

221 Responses



● Mean %

**BY DSO AFFILIATION**

221 Responses



● Mean %

**BY PRACTICE SIZE**

221 Responses



● Mean %

**[If yes] Approximately what percentage of the patient base are in the insurance networks your practice intends to drop out of? (continued)**

**BY GEOGRAPHY**

221 Responses



● Mean %

**BY SEX**

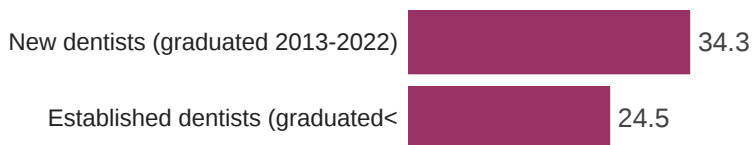
220 Responses



● Mean %

**BY YEARS EXPERIENCE**

221 Responses

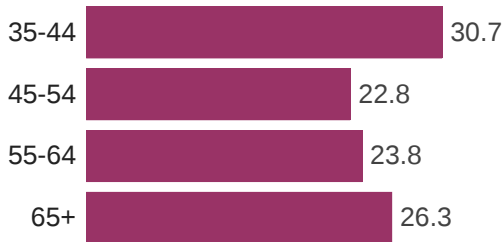


● Mean %

**[If yes] Approximately what percentage of the patient base are in the insurance networks your practice intends to drop out of? (continued)**

**BY AGE GROUP**

221 Responses



● Mean %

**BY RACE/ETHNICITY**

220 Responses



● Mean %

**Number of Responses by Wave**

Wave	Responses
2022JAN	1,883
2022FEB	1,386
2022MAR	1,916
2022APR	1,423
2022MAY	1,389
2022JUN	1,203
2022JUL	1,162
2022AUG	1,204
2022SEP	1,102
2022OCT	1,170
2022NOV	1,137
2022DEC	1,138
2023JAN	1,209
2023FEB	1,168

**Number of Responses by Group - Week of February 13, 2023**

Ownership status	Choice Count
Owner dentist (i.e., sole owner, partner, or shareholder)	1,063
Employee dentist (nonowner)	56
Associate dentist (nonowner)	26
Independent contractor	22
Other, please specify	1



**Number of Responses by Group - Week of February 13, 2023 (continued)**

DSO Affiliation	Choice Count
DSO	60
Non-DSO	1,108

Practice Size	Choice Count
Solo dentists	705
2 to 9 dentists	451
Large group (10+ dentists)	12

Geography	Choice Count
Top 20 Cities	93
Other Urban	836
Suburban	64
Rural	174

Sex	Choice Count
Male	790
Female	377

Years Experience	Choice Count
New dentists (graduated 2013 - 2022)	84
Established dentists (graduated before 2013)	1,084

**Number of Responses by Group - Week of February 13 (continued)**

Age	Choice Count
<35	25
35-44	186
45-54	270
55-64	374
65+	313

Race/Ethnicity	Choice Count
White	900
Asian	99
Hispanic	54
Black	14
Native Hawaiian / Pacific Islander	3
American Indian / Alaska Native	2
Other	12
Unknown	83