

## About this Study

To better understand the economic and operational conditions in dental practices and public health clinics over time, and to measure the impact of the COVID-19 pandemic and other emerging issues in dentistry, the ADA Health Policy Institute launched a tracking poll in January 2022. For this initial wave over the week of January 17, 2022, we invited nearly 80,000 dentists from across the U.S. to join a panel in which they will complete a survey once a month; over 3,000 have opted to participate.

The survey for the week of October 16, 2023 was sent to 3,294 panel members; 1,082 responded, for an adjusted response rate (excluding undeliverable email addresses) of 32.8%. The number of dentists by specialty and practice setting can be found at the end of this report.

This report features results from the latest wave of this study broken out by the following practice areas/specialties:

- General practice (GP)
- Pediatric dentistry (PED)

Additionally, results are reported for dentists that practice in public health settings (DiPHS), regardless of specialty. (Please note that this group should not be confused with dental public health specialists.) **Please note that we only include graphics representing at least 30 responses.** Because of this, we were not able to include results for the following specialties in this report: oral and maxillofacial surgery, endodontics, orthodontics and dentofacial orthopedics, periodontics, prosthodontics. The number of respondents in each practice area/specialty can be found at the end of this report.

This report was published in October 2023 by the American Dental Association's Health Policy Institute.

211 E. Chicago Avenue  
Chicago, Illinois 60611  
312.440.2928  
[hpi@ada.org](mailto:hpi@ada.org)

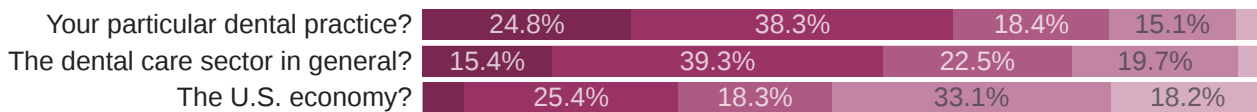
For more information on other publications, products, and services, please visit our website, [ADA.org/HPI](https://ADA.org/HPI).

## Economic Confidence

Looking ahead to the next six months, how confident are you in the recovery of:

### General Practice

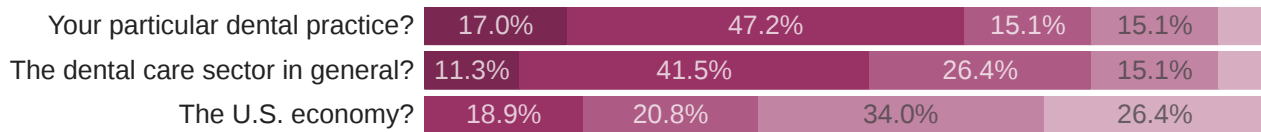
863 Responses



- Very confident
- Somewhat confident
- Neither confident nor skeptical
- Somewhat skeptical
- Very skeptical

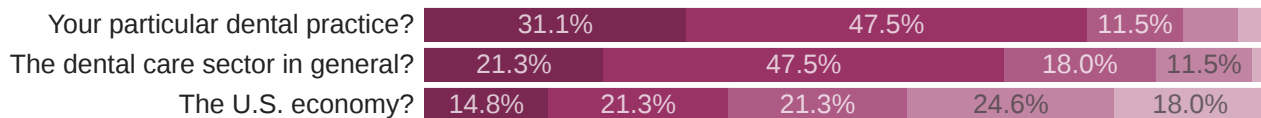
### Pediatric Dentistry

53 Responses



### Dentists in Public Health Settings

61 Responses



## Appointment Schedule

How full was your dental practice's appointment schedule last week?

### Mean % of schedule filled

Dentists in Private Practice



Dentists in Public Health Settings

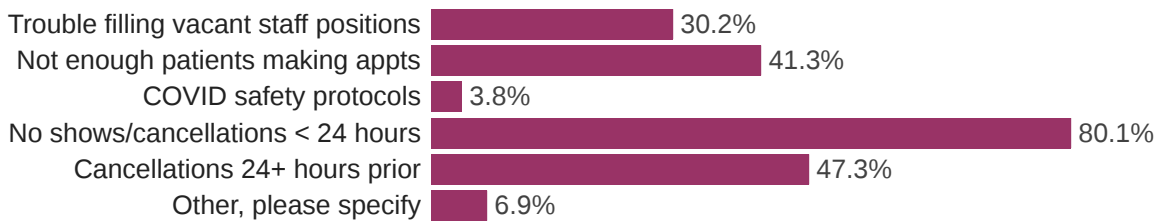


## Factors Preventing a Full Schedule

Which of the following factors prevented your dental practice’s appointment schedule from reaching 100% last week? (Select all that apply.)

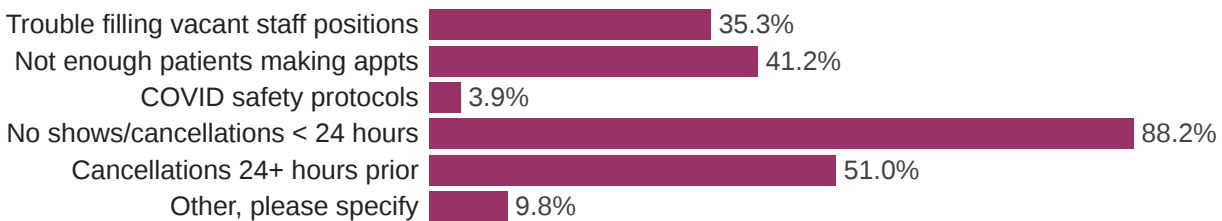
### General Practice

734 Responses



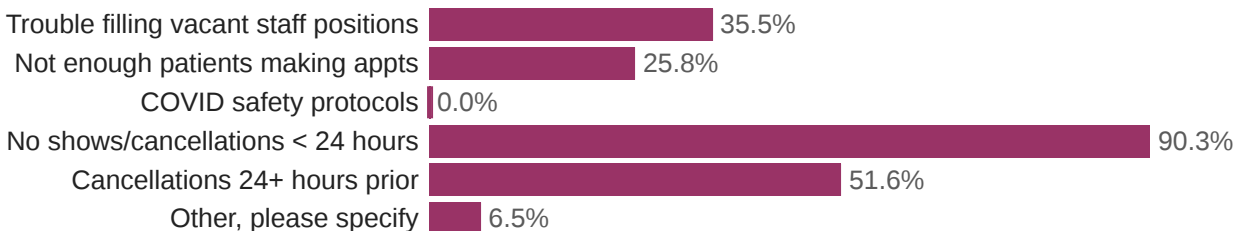
### Pediatric Dentistry

51 Responses



### Dentists in Public Health Settings

31 Responses



## Patient Wait Times

[Owners only] Currently, how many business days does the average *patient of record* have to wait for an appointment (excluding emergencies)?

### Mean number of days

#### Dentists in Private Practice

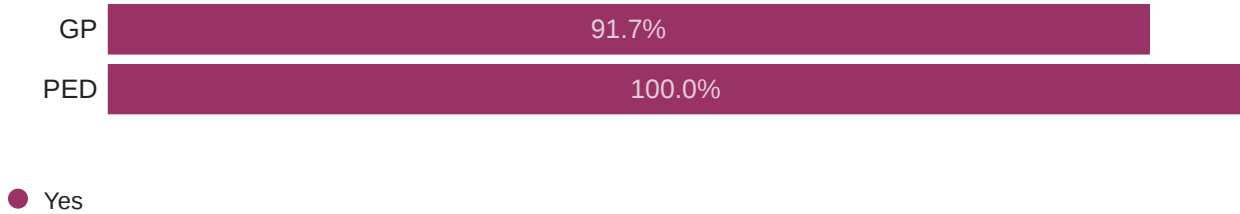


#### Dentists in Public Health Settings



**[Owners only] Is your practice currently accepting new patients?**

Dentists in private practice



Dentists in Public Health Settings



[If accepting new patients] Currently, how many business days does the average *new patient* have to wait for an initial appointment (excluding emergencies)?

Mean number of days

Dentists in Private Practice



Dentists in Public Health Settings



## Staff Recruitment

### General Practice

Have you recently or are you currently recruiting any of the following positions in your dental practice?

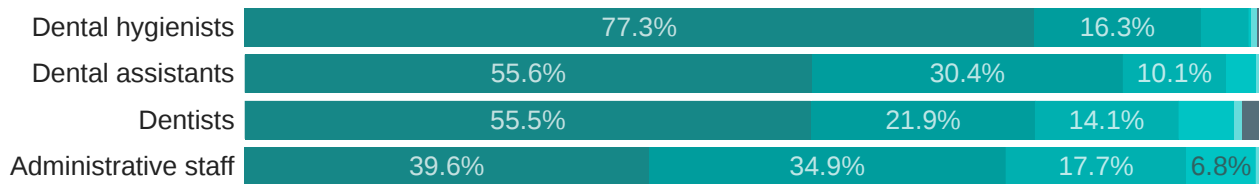
863 Responses



● Yes ● No ● Not sure

How challenging has it been to recruit the position(s) below?

513 Responses



● Extremely challenging ● Very challenging ● Moderately challenging ● Slightly challenging  
● Not challenging at all ● Not sure/Not applicable



### Pediatric Dentistry

**Have you recently or are you currently recruiting any of the following positions in your dental practice?**

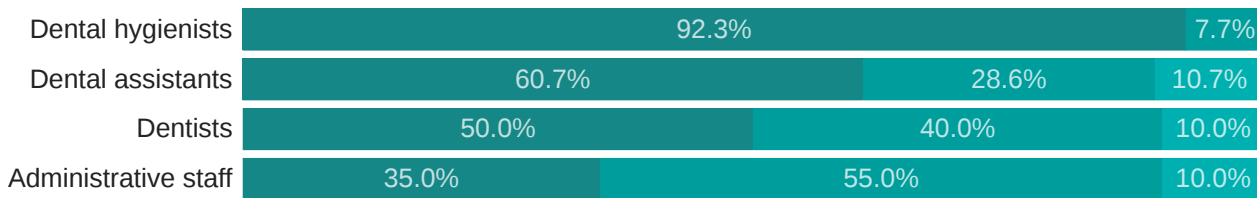
53 Responses



● Yes ● No ● Not sure

**How challenging has it been to recruit the position(s) below?**

39 Responses

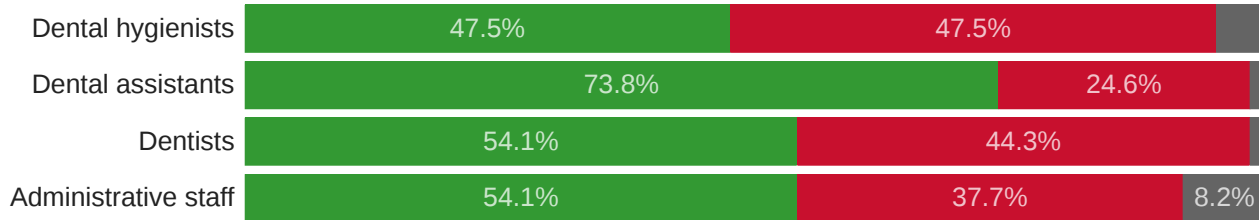


● Extremely challenging ● Very challenging ● Moderately challenging ● Slightly challenging  
● Not challenging at all ● Not sure/Not applicable

### Dentists in Public Health Settings

Have you recently or are you currently recruiting any of the following positions in your dental practice?

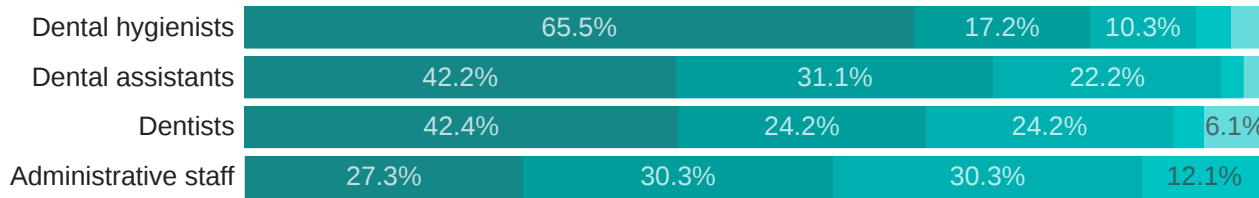
61 Responses



● Yes ● No ● Not sure

How challenging has it been to recruit the position(s) below?

56 Responses



● Extremely challenging ● Very challenging ● Moderately challenging ● Slightly challenging  
● Not challenging at all ● Not sure/Not applicable

## Questions of the Week

Does your practice currently have an adequate number of non-dentist staff in each of the following categories?

### General Practitioners



● Yes

### Pediatric Dentists



### Dentists in Public Health Settings



Compared to before the COVID-19 pandemic, has your practice changed the way the workload is divided among dentists and staff?



● Yes ● No ● Not applicable/I was not practicing before the COVID-19 pandemic

Dentists in Public Health Settings



**Looking ahead to the next six months, which of these concerns you more?**



● Dental team staffing shortages ● Not enough patient demand for care ● Neither of these concern me

**Dentists in Public Health Settings**



Dentists in private practice

Specialty	Choice Count
General Practice (GP)	827
Oral and maxillofacial surgery (OMS)	27
Endodontics (ENDO)	13
Orthodontics (ORTHO)	20
Pediatric dentistry (PED)	51
Periodontics (PERIO)	28
Prosthodontics (PROS)	9
Dental anesthesiology (DENTANES)	1

Practice Setting	Choice Count
Dentist in private practice	1,020
Dentist in public health setting	61