

## About this Study

To better understand the economic and operational conditions in dental practices and public health clinics over time, and to measure the impact of the COVID-19 pandemic and other emerging issues in dentistry, the ADA Health Policy Institute launched a tracking poll in January 2022. For this initial wave over the week of January 17, 2022, we invited nearly 80,000 dentists from across the U.S. to join a panel in which they will complete a survey once a month; over 3,000 have opted to participate.

This report features results from the latest wave of this study broken out by the following practice areas/specialties:

- General practice (GP)
- Pediatric dentistry (PED)
- Periodontics (PERIO)

Additionally, results are reported for dentists that practice in public health settings (DiPHS), regardless of specialty. (Please note that this group should not be confused with dental public health specialists.) **Please note that we only include graphics representing at least 30 responses.** Because of this, we were not able to include results for the following specialties in this report: oral and maxillofacial surgery, endodontics, orthodontics and prosthodontics. The number of respondents in each practice area/specialty can be found at the end of this report.

This report was published in May 2022 by the American Dental Association's Health Policy Institute.

211 E. Chicago Avenue  
Chicago, Illinois 60611  
312.440.2928  
[hpi@ada.org](mailto:hpi@ada.org)

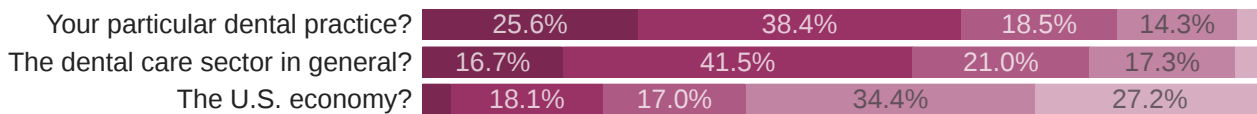
For more information on other publications, products, and services, please visit our website, [ADA.org/HPI](https://ADA.org/HPI).

## Economic Confidence

Looking ahead to the next six months, how confident are you in the recovery of:

### General Practice

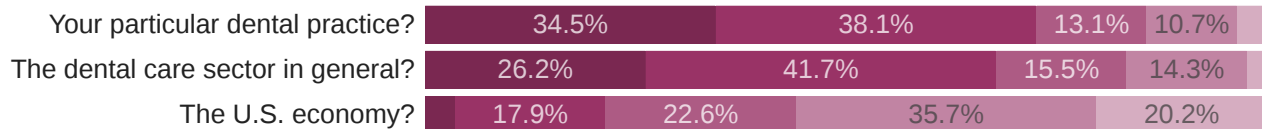
1184 Responses



- Very confident
- Somewhat confident
- Neither confident nor skeptical
- Somewhat skeptical
- Very skeptical

### Pediatric Dentistry

84 Responses



### Periodontics

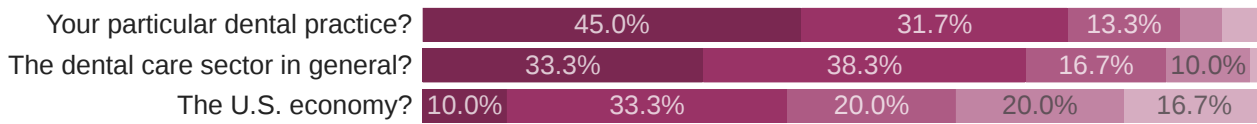
38 Responses



Looking ahead to the next six months, how confident are you in the recovery of:  
(continued)

**Dentists in Public Health Settings**

60 Responses



## Appointment Schedule

How full was your dental practice's appointment schedule last week?

Mean % of schedule filled

Dentists in private practice

1292 Responses



Dentists in public health settings

59 Responses

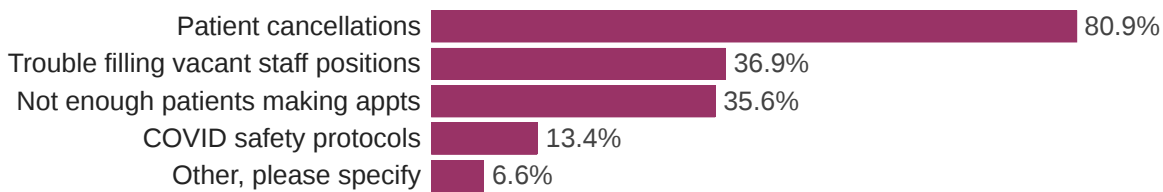


## Factors Preventing a Full Schedule

Which of the following factors prevented your dental practice’s appointment schedule from reaching 100% last week? (Select all that apply.)

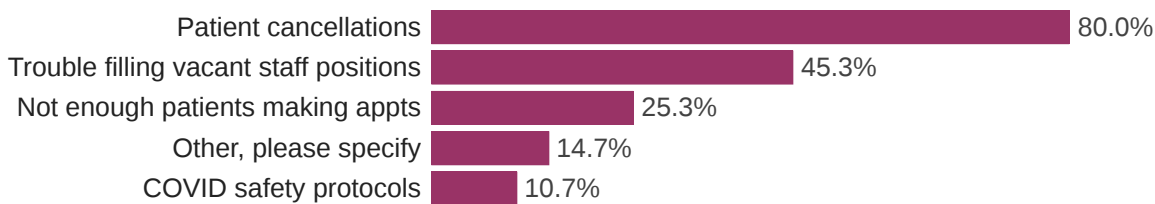
### General Practice

935 Responses



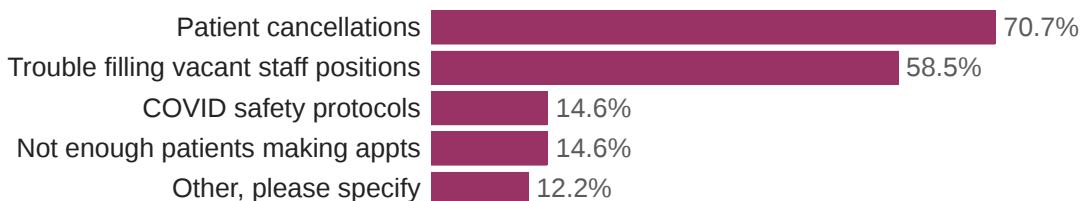
### Pediatric Dentistry

75 Responses



### Dentists in Public Health Settings

41 Responses



## Staff Recruitment

### General Practice

**Have you recently or are you currently recruiting any of the following positions in your dental practice?**

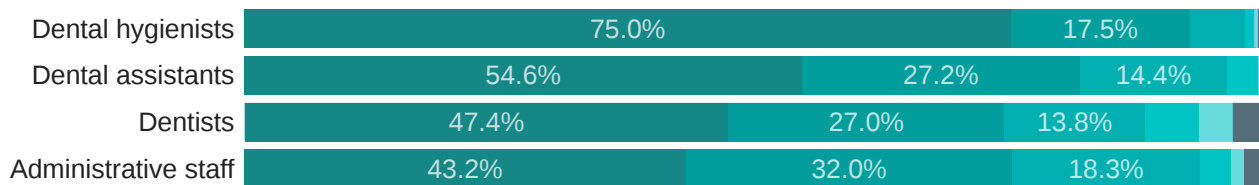
1184 Responses



● Yes ● No ● Not sure

**How challenging has it been to recruit the position(s) below?**

772 Responses

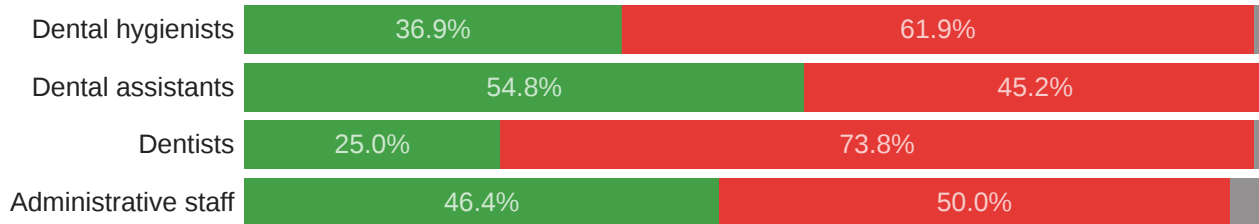


● Extremely challenging ● Very challenging ● Moderately challenging ● Slightly challenging  
● Not challenging at all ● Not sure/Not applicable

### Pediatric Dentistry

#### Have you recently or are you currently recruiting any of the following positions in your dental practice?

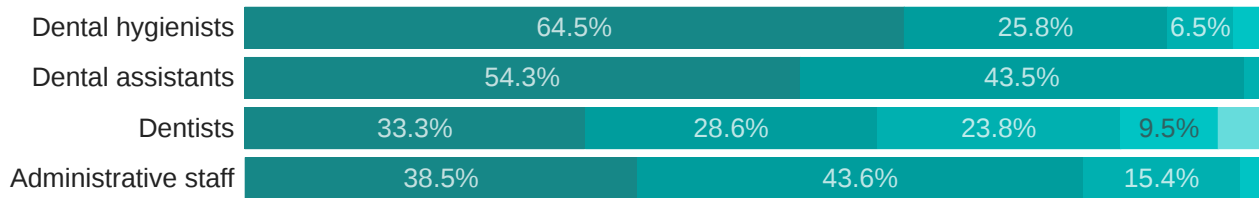
84 Responses



● Yes ● No ● Not sure

#### How challenging has it been to recruit the position(s) below?

64 Responses

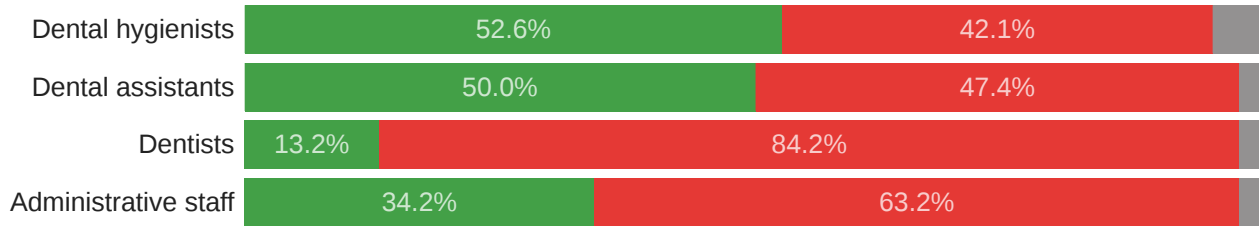


● Extremely challenging ● Very challenging ● Moderately challenging ● Slightly challenging  
● Not challenging at all ● Not sure/Not applicable

**Periodontics**

**Have you recently or are you currently recruiting any of the following positions in your dental practice?**

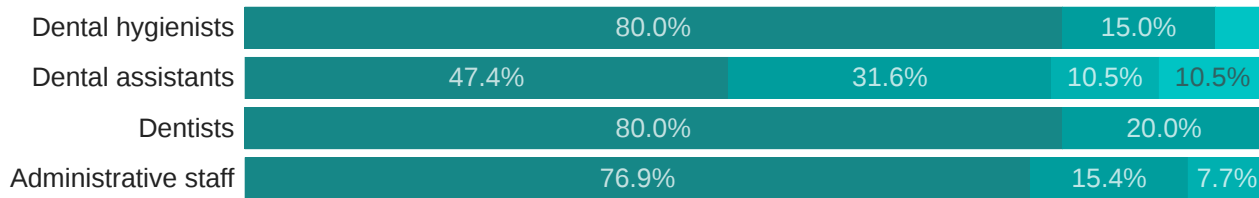
38 Responses



● Yes ● No ● Not sure

**How challenging has it been to recruit the position(s) below?**

30 Responses



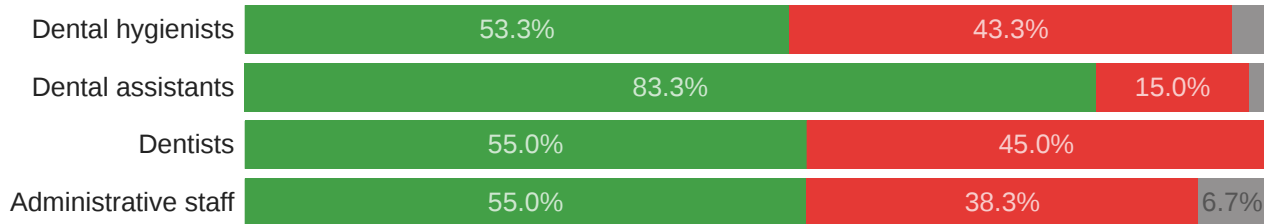
● Extremely challenging ● Very challenging ● Moderately challenging ● Slightly challenging  
● Not challenging at all ● Not sure/Not applicable



### Dentists in Public Health Settings

Have you recently or are you currently recruiting any of the following positions in your dental practice?

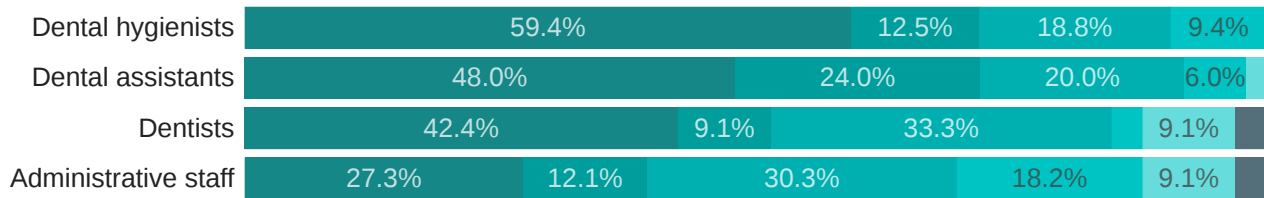
60 Responses



● Yes ● No ● Not sure

How challenging has it been to recruit the position(s) below?

55 Responses



● Extremely challenging ● Very challenging ● Moderately challenging ● Slightly challenging  
● Not challenging at all ● Not sure/Not applicable

## Dental Hygienist and Dental Assistant Positions

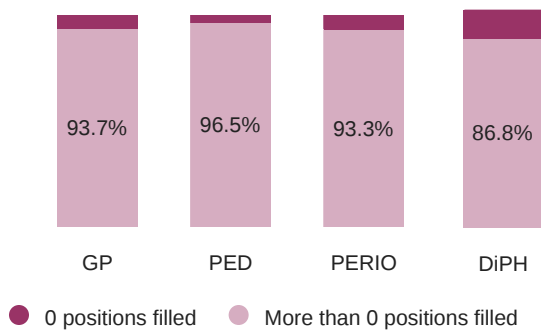
[Owner dentists only]

How many of each of the following positions in your practice are *currently filled*?

How many *open positions* does your practice have right now in each of the following?

### Dental hygienist positions

#### % respondents with 0 DH positions filled



#### Average number of *filled* DH positions

FTE	Mean	Median	Min	Max	Responses
GP	2.2	2.0	0.0	100.0	1016
PED	2.3	2.0	0.0	8.0	57
PERIO	1.5	1.5	0.0	3.5	30

#### Average number of *open* DH positions

FTE	Mean	Median	Min	Max	Responses
GP	0.6	0.0	0.0	100.0	1016
PED	0.6	0.5	0.0	3.0	57
PERIO	0.6	0.5	0.0	2.0	30

FT	Mean	Median	Min	Max	Responses
DiPH	3.0	2.0	0.0	38.0	53

FTE	Mean	Median	Min	Max	Responses
DiPH	1.1	1.0	0.0	12.0	53

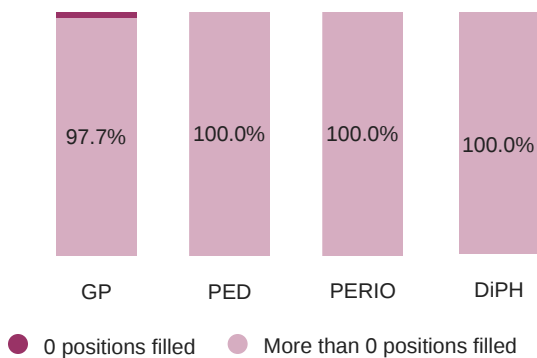
[Owner dentists only]

How many of each of the following positions in your practice are *currently filled*?

How many *open positions* does your practice have right now in each of the following?

Dental assistant positions

% of respondents with 0 DA positions filled



Average number of *filled* DA positions

FTE	Mean	Median	Min	Max	Responses
GP	2.8	2.0	0.0	127.0	1099
PED	5.3	4.0	1.0	40.0	84
PERIO	1.9	1.0	1.0	6.0	30

Average number of *open* DA positions

FTE	Mean	Median	Min	Max	Responses
GP	0.7	0.0	0.0	50.0	1099
PED	1.2	1.0	0.0	15.0	84
PERIO	0.4	0.0	0.0	2.0	30

FTE	Mean	Median	Min	Max	Responses
DiPH	9.9	4.3	0.5	127.0	57

FTE	Mean	Median	Min	Max	Responses
DiPH	2.9	1.0	0.0	20.0	57

## Number of Responses by Specialty

Dentists In Private Practice	Choice Count
General Practice (GP)	1,184
Oral and Maxillofacial Surgery (OMS)	27
Endodontics (ENDO)	23
Orthodontics (ORTHO)	21
Pediatric Dentistry (PED)	84
Periodontics (PERIO)	38
Prosthodontics (PROS)	9

Practice Setting	Choice Count
Dentist in private practice	1,389
Dentists in public health settings	60