

Economic Outlook and Emerging Issues in Dentistry

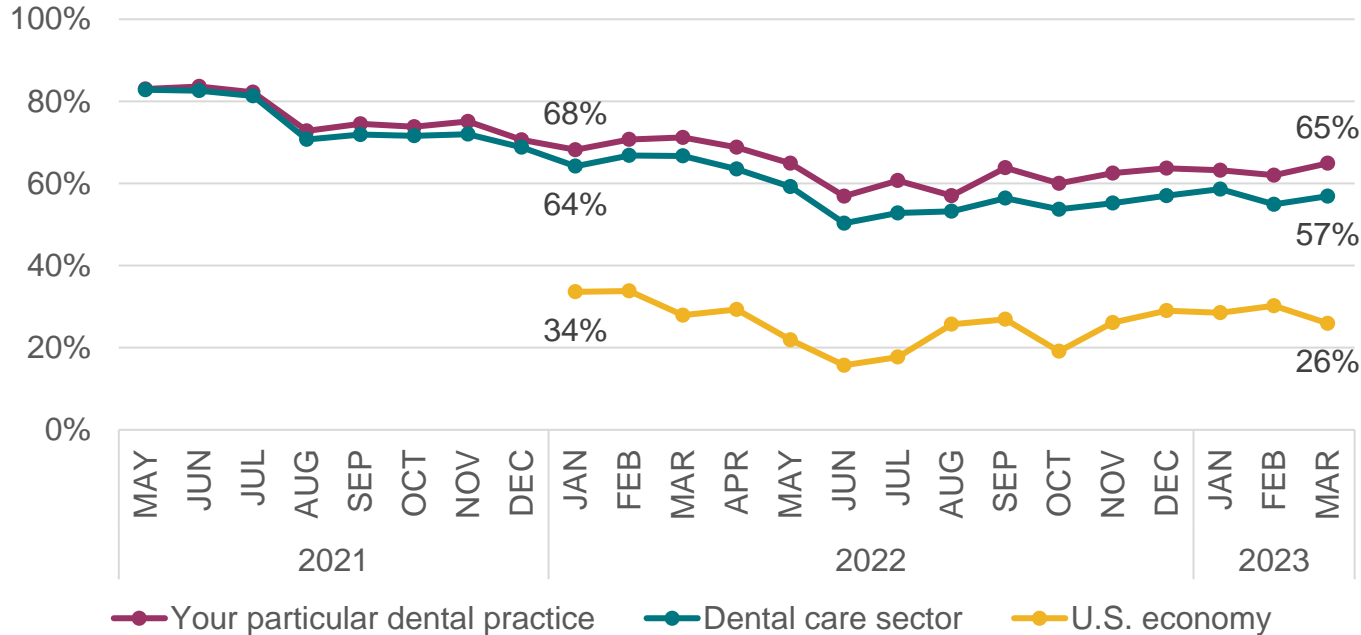
*Insights from Data from March
2023*

Emerging Issues Polling

- Measuring the ongoing impact of the COVID-19 pandemic and other emerging issues in dentistry
- Over 3,000 have opted to participate to date. About 1,000 participated in March 2023.
- Data was collected March 14-20, 2023
- Core measures: economic outlook, fullness of practice schedule, schedule barriers, recruitment needs and challenges
- Complete reports with breakdowns available at [ADA.org/HPI](https://ada.org/HPI)

Confidence in the Economy

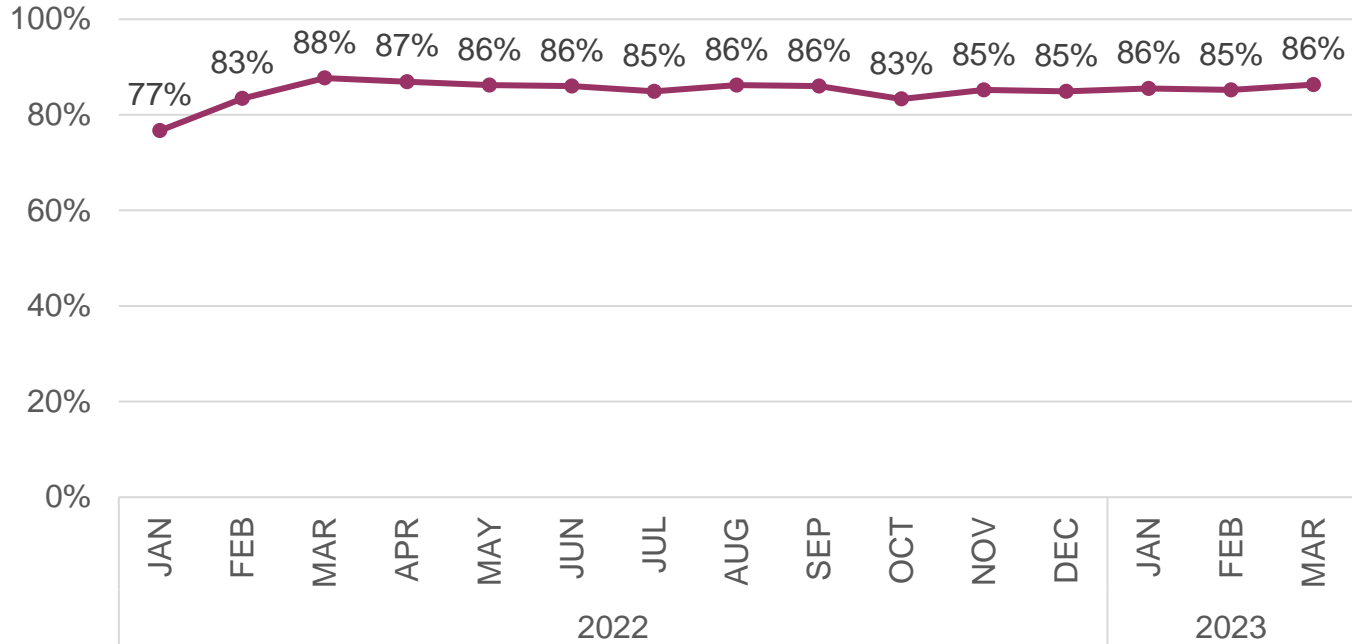
Looking ahead to the next six months, how confident are you in the recovery of the following?
 (Percentages indicating “very” or “somewhat” confident.)



Dentists’ confidence in their own practices and the dental care sector rose in March 2023 while dropping slightly for the general U.S. economy. Confidence levels remain below a high point in 2021.

Busyness

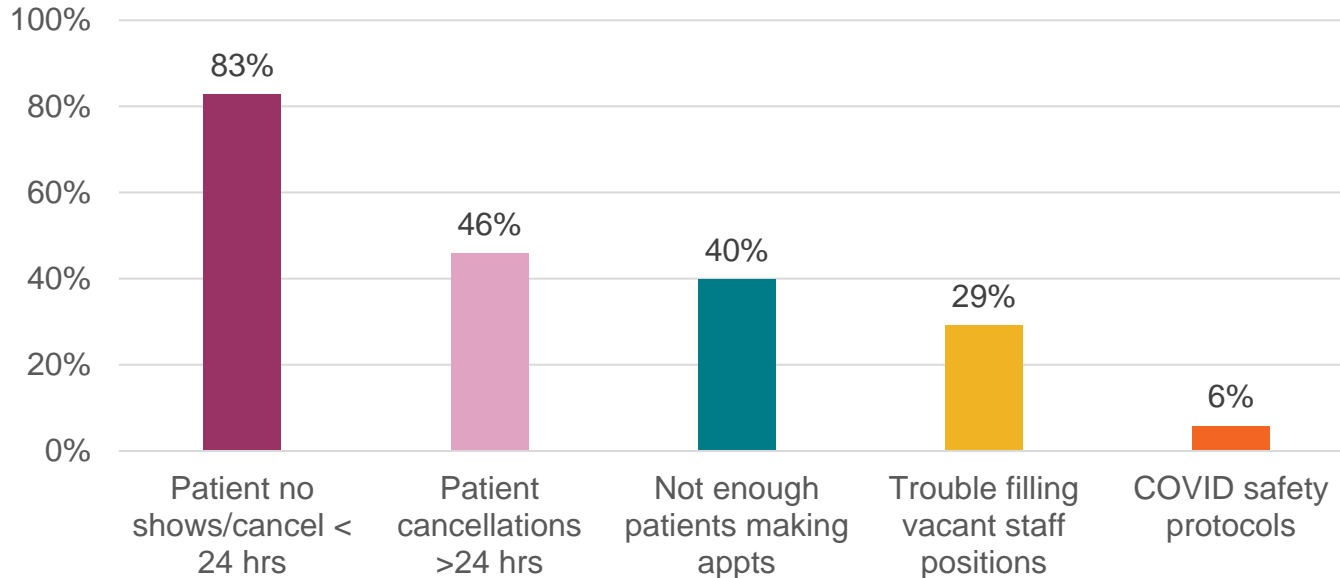
How full was your dental practice's appointment schedule last week?



Dentists' appointment schedules have hovered around 85% full for nearly a year as of March 2023.

Barriers to Reaching Full Capacity

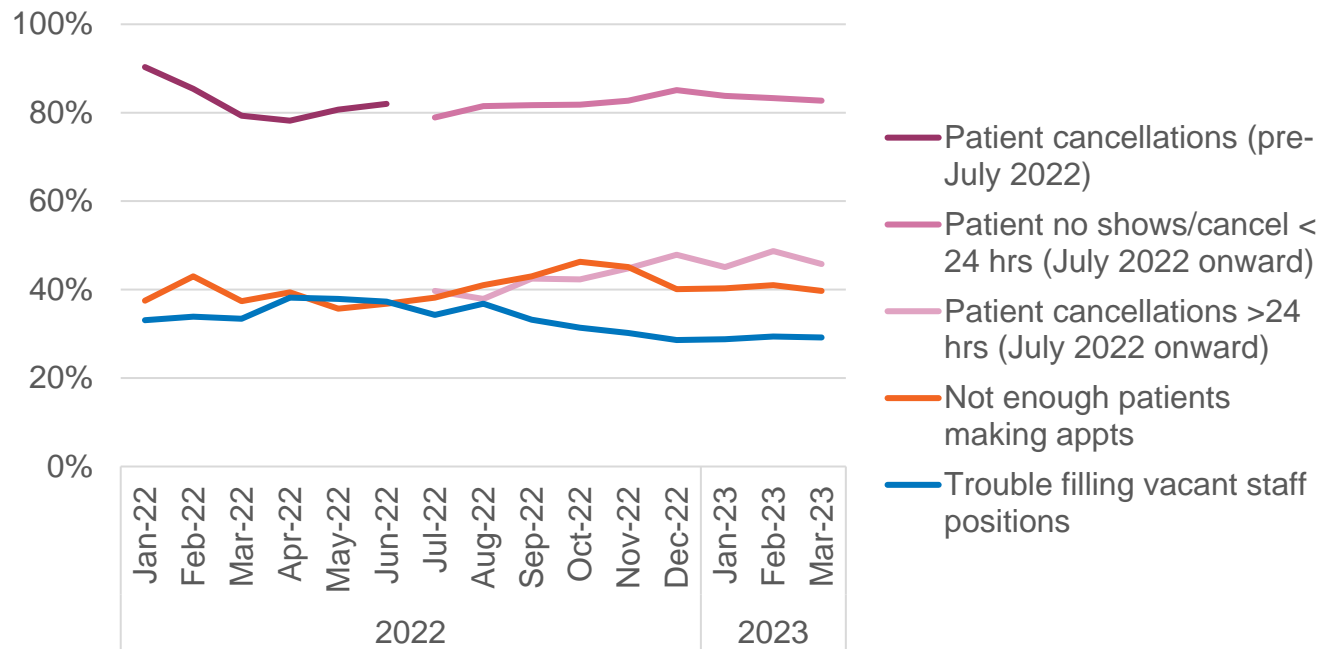
Which of the following factors prevented your dental practice's appointment schedule from reaching 100% last week? (Select all that apply.)



Patient no-shows and late cancellations remained the most common factor for unfilled practice schedules in March 2023.

Barriers to Reaching Full Capacity

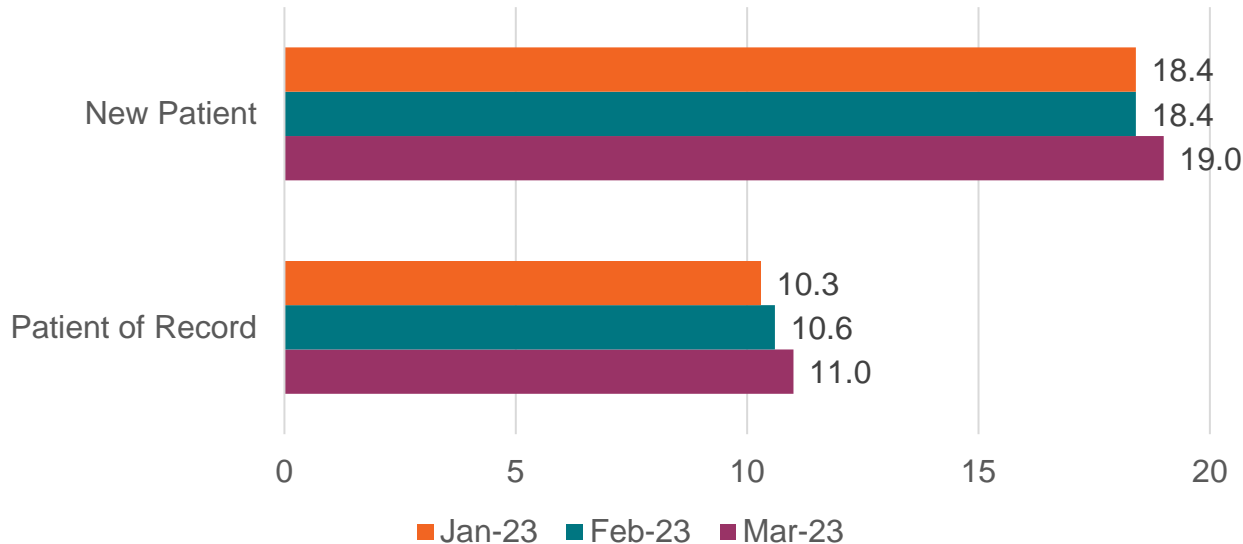
Which of the following factors prevented your dental practice's appointment schedule from reaching 100% last week? (Select all that apply.)



Short-notice cancellation was selected by about 8 in 10 dentists as a reason why their practice schedules are not full.

Average Wait Times

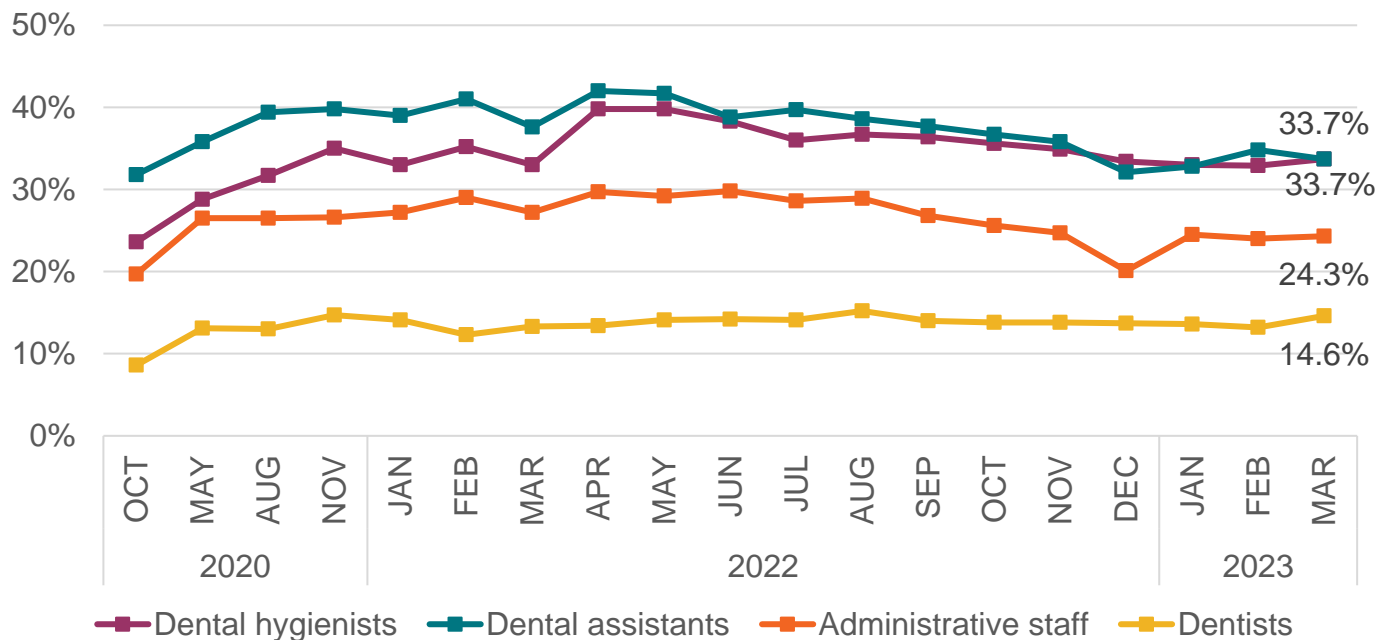
Currently, how many business days does the average patient have to wait for an initial appointment (excluding emergencies)



In March, on average, a patient of record waited 11 days for an initial appointment and new patients, 19 days.

Dental Team Recruitment

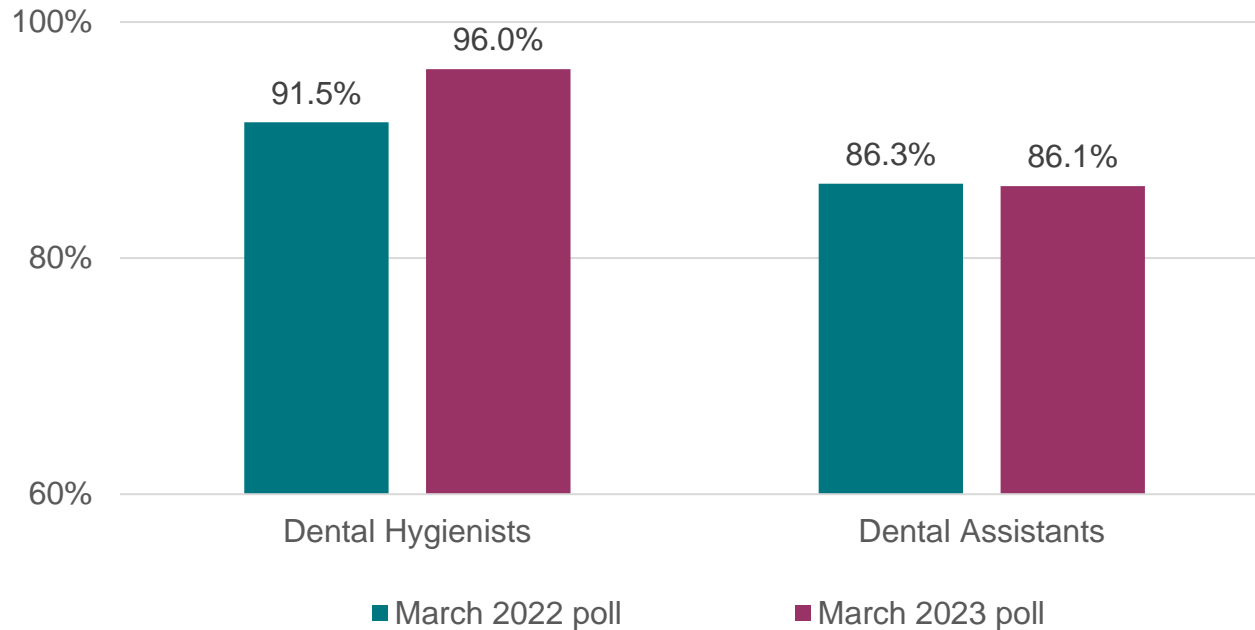
Have you recently or are you currently recruiting any of the following positions in your dental practice? (Percentages indicating “yes.”)



One-third of dentists continue to report they are actively recruiting dental hygienists and assistants.

Challenges Recruiting

How challenging has it been to recruit the position(s) below? (Percentage indicating “Extremely Challenging” and “Very Challenging”) March 2022 vs. March 2023



More dentists report that recruitment of dental hygienists is very or extremely challenging in March 2023 compared to one year ago.

Key Takeaways

In general, dental practices are in a holding pattern for most key indicators.

- **Practice Schedules:** Dental practice schedules remain steady at the start of 2023, with schedules 86% full on average in March. For several months, we have been in a holding pattern. Dental practices have cited patient no-shows and cancellations as the top reason why their practice schedules are not full.
- **Recruitment Needs:** Recruitment needs for dental hygienists and assistants are still down from a high point in early 2022. But by no means is the shortage over. Dentists who are actively recruiting dental practice personnel continue to say recruitment is extremely challenging.
- **Confidence....**

Thank you!

[@ADAHPI](#)

[ADA.org/HPI](#)

[ADA.org/HPIConsulting](#)

hpi@ada.org



ADA American Dental Association®