

# Economic Outlook and Emerging Issues in Dentistry

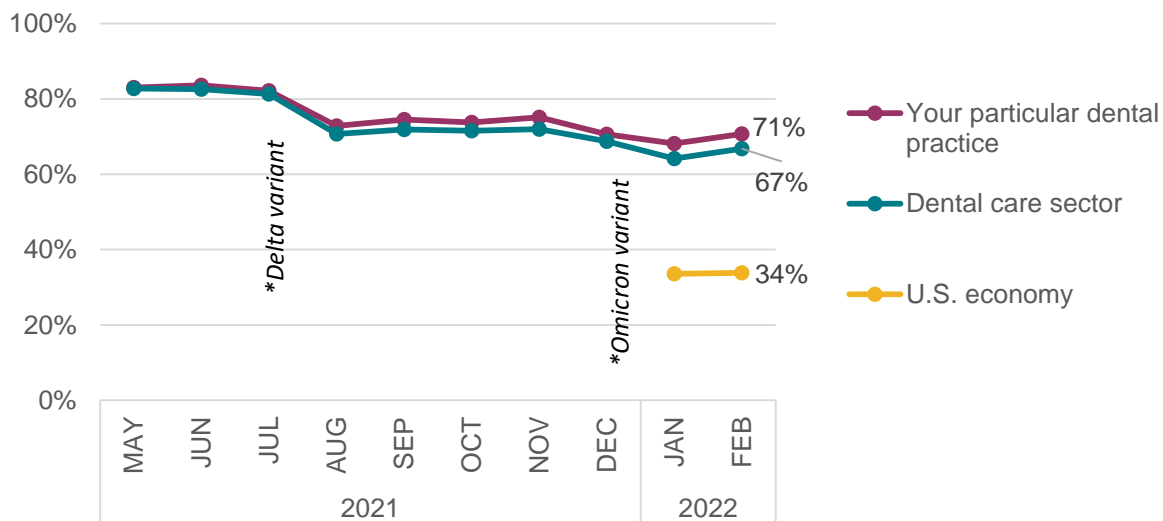
*Insights from Data from February 2022*

# Polling refresh

- Measuring the ongoing impact of the COVID-19 pandemic and other emerging issues in dentistry
- Nearly 3000 have opted to participate to date
- Data was collected February 15-20, 2022
- Complete reports with breakdowns available at [ADA.org/HPI](https://ada.org/HPI)

# Dentists still wary of US economic recovery

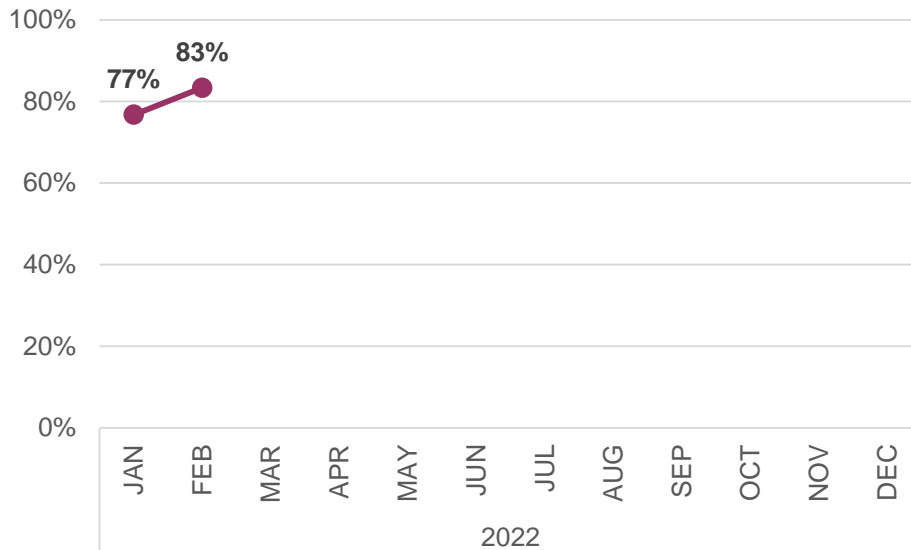
**Looking ahead to the next six months, how confident are you in the recovery of the following? (Percentages indicating “very” or “somewhat” confident.)**



*Dentists' confidence in their practices' and the sector's recovery has rebounded slightly, but they remain wary of U.S. economic recovery on the whole.*

# Dental practice schedules

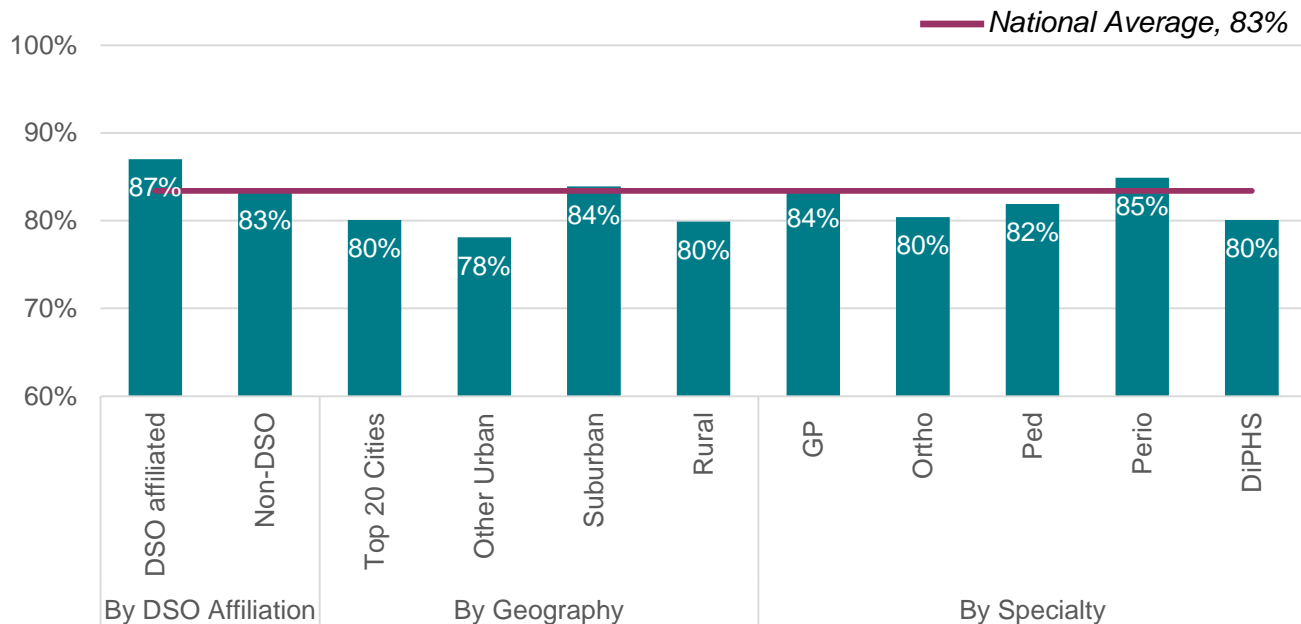
## How full was your dental practice's appointment schedule last week?



*Schedules in dental practices were about 83% full on average in February, representing an increase from 77% full in January.*

# DSOs, suburban practices are busier

## How full was your dental practice's appointment schedule last week?



*Dentists affiliated with DSOs indicated more full schedules compared to their colleagues.*

*Dentists in urban and rural areas did not have as full schedules as their suburban dentist colleagues.*

# Assessing practice capacity

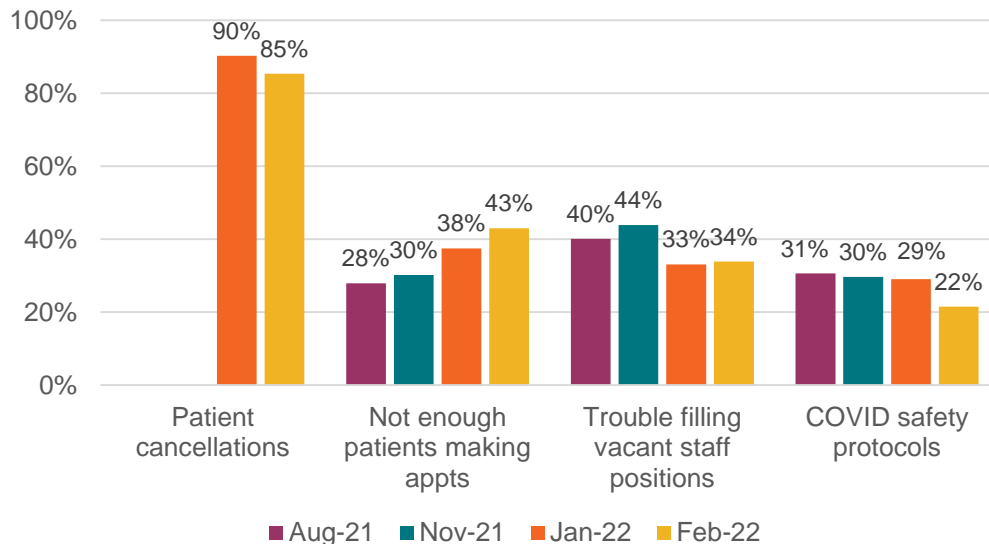
- 1. When your practice is FULLY STAFFED, what is the maximum number of patients it could see in a typical week?**
- 2. Considering your practice's CURRENT STAFFING situation, what is the maximum number of patients it could see in a typical week?**
- 3. How many patients did your practice ACTUALLY SEE last week?**

# Shifts in practice capacity



# Slight drop in cancellations in February

**Which of the following factors prevented your dental practice's appointment schedule from reaching 100% last week? (Select all that apply.)**



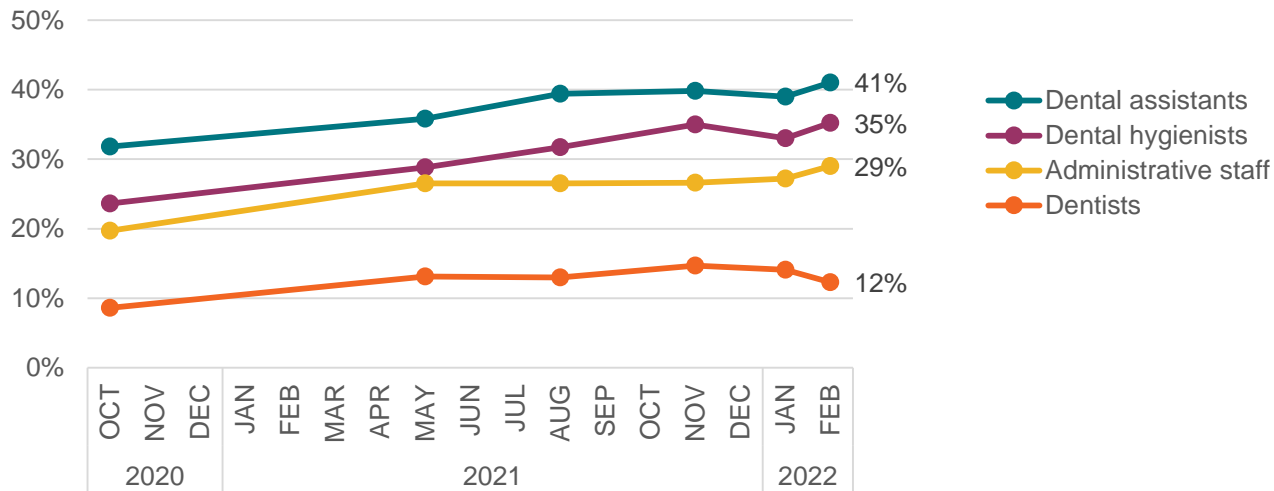
*Patient cancellations remained the most common reason schedules were not full in February.*

*More than 4 out of 10 dentists indicated that low patient demand is also leading to empty appointment slots.*



# Dental team recruitment needs on the rise again

**Have you recently or are you currently recruiting any of the following positions in your dental practice? (Percentages indicating “Yes.”)**



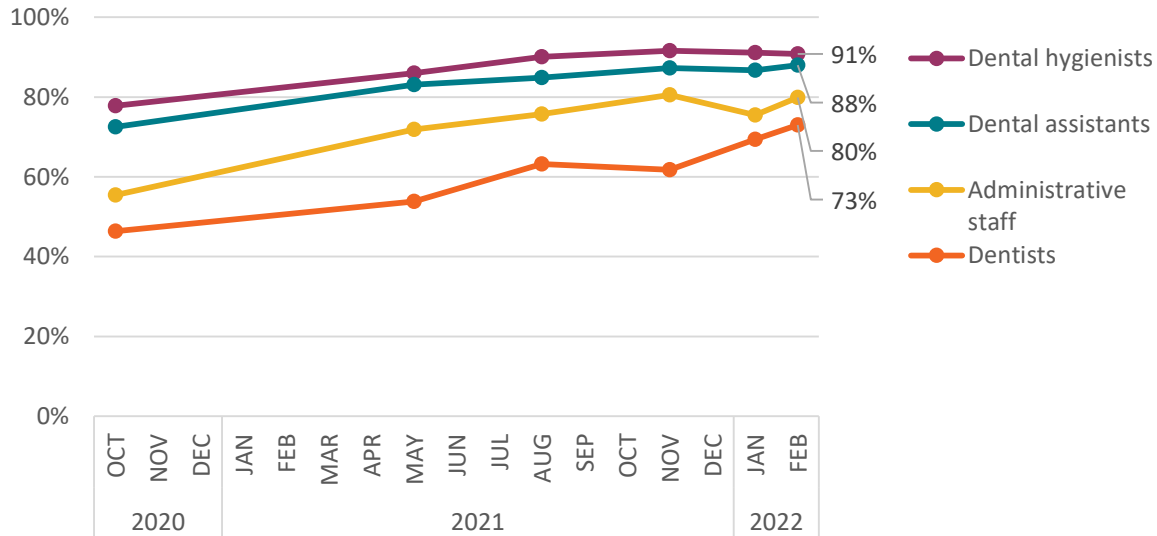
*Dental team recruitment needs reached a new high in February.*

*More than 4 out of 10 dentists have recently or are currently recruiting dental assistants, and 35% have recently recruited or are trying to recruit dental hygienists.*

# Challenges with recruitment persist

## How challenging has it been to recruit the position(s) below?

(Percentages indicating “extremely” or “very” challenging.)

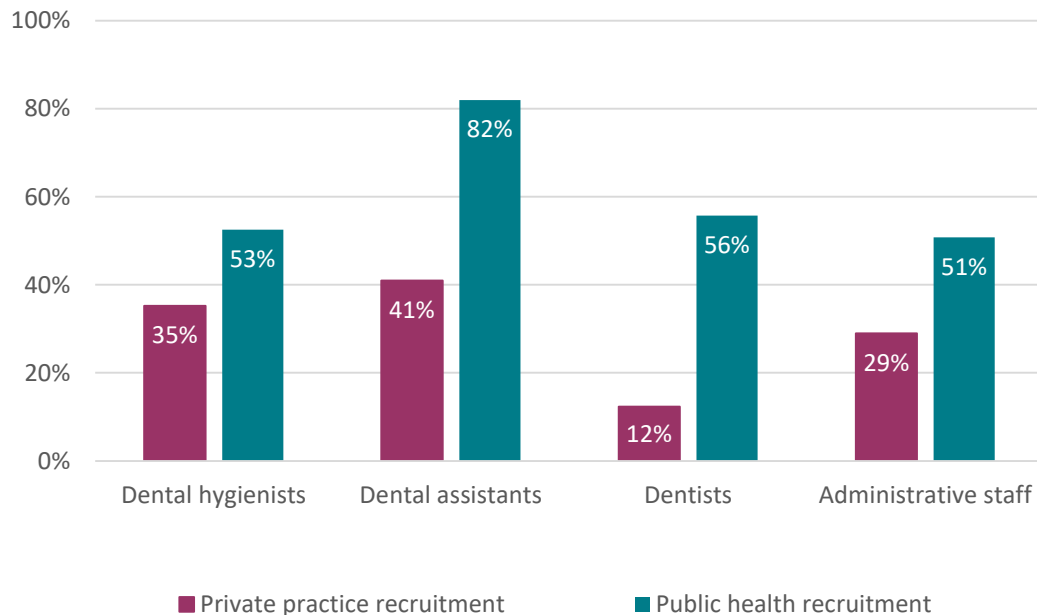


*Hiring for any dental team position is a major challenge.*

*Over 90% of dentists recruiting dental hygienists indicate it has been “extremely” or “very” challenging, and nearly 90% indicate the same for recruiting dental assistants.*

# More dental team openings in public health

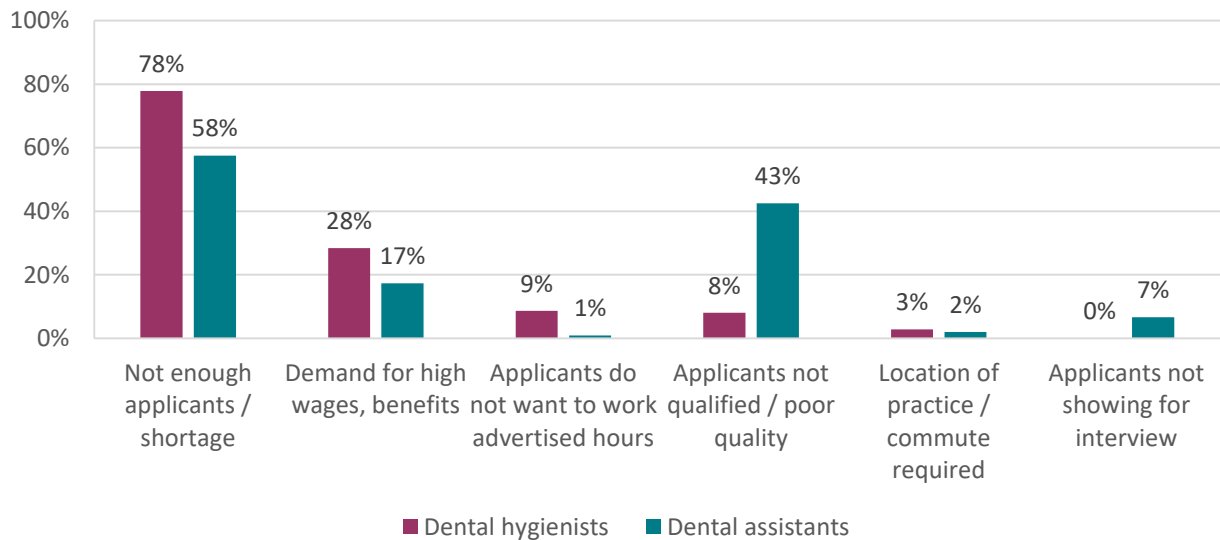
**Have you recently or are you currently recruiting any of the following positions in your dental practice? (Percentages indicating “Yes.”)**



*Dentists in public health settings indicate more dental team openings compared to their colleagues in private practice.*

# Applicant shortages in hygiene and assisting

## What specifically has been challenging about recruiting dental hygienists and dental assistants?



*A lack of applicants is the most common reason dentists are struggling to recruit both hygienists and assistants.*

*For open hygienist positions, the wage and benefit requirements of the applicants is a challenge for dentists. Dentists also indicate a lack of qualified assistant applicants.*

# Key takeaways

- Staffing shortages have caused an estimated 11% reduction in practice capacity.
- Openings for dental team positions are on the rise again, reaching a new high in February. There has also been an uptick in the level of difficulty with recruitment for most positions.
- Specific recruitment challenges cited by dentists include not receiving enough applicants, underqualified applicants, and applicant requirements for wages and benefits.
- Schedules in dental practices were about 83% full on average in February, an increase from 77% in January. Gaps are most commonly due to patient cancellations and low patient demand.
- Dentists' confidence in their practices and the dental care sector has rebounded slightly, but most remain wary of U.S. economic recovery.

# Thank You!

**@ADAHPI**

**ADA.org/HPI**

**ADA.org/HPIConsulting**

**hpi@ada.org**



**ADA** American Dental Association®