

Economic Outlook and Emerging Issues in Dentistry

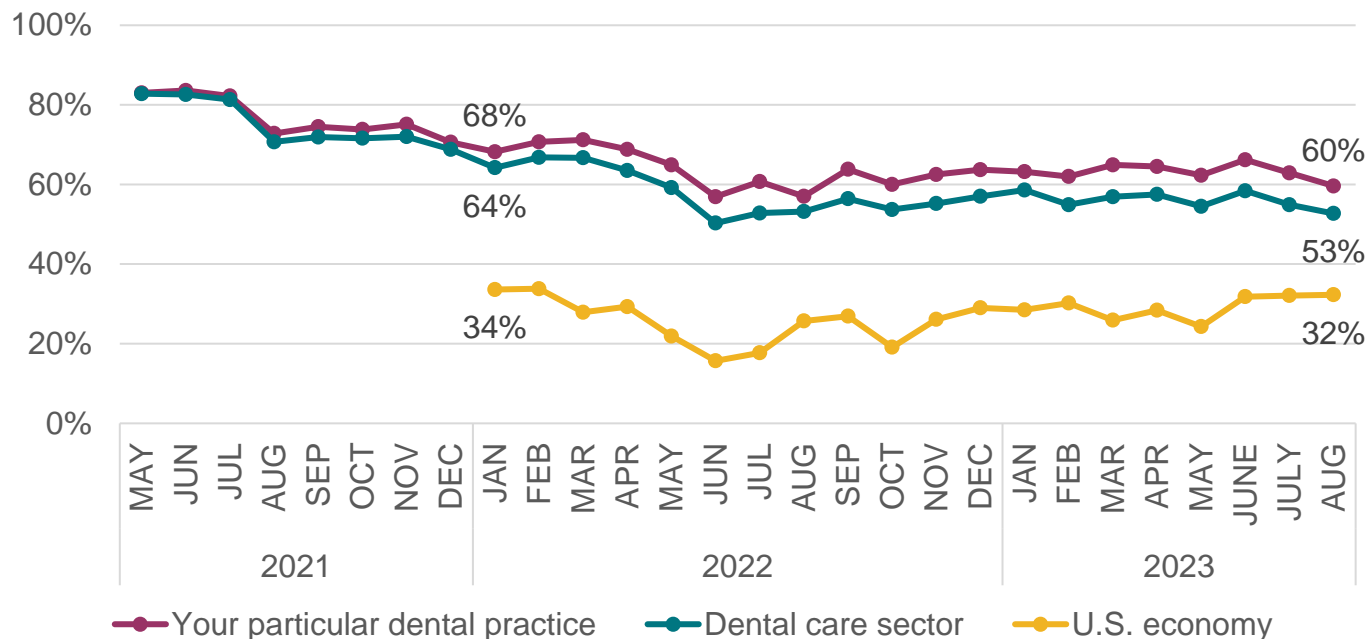
Insights from Data from August 2023

Emerging Issues Polling

- Measuring the ongoing impact of the COVID-19 pandemic and other emerging issues in dentistry
- Over 3,000 have opted to participate to date. About 1,100 participated in August 2023
- Data was collected August 14-20, 2023
- Core measures: economic outlook, fullness of practice schedule, schedule barriers, recruitment needs and challenges
- New this month: changes in practice expenses and insurance reimbursement
- Complete reports with breakdowns available at [ADA.org/HPI](https://ada.org/HPI)

Confidence in the Economy

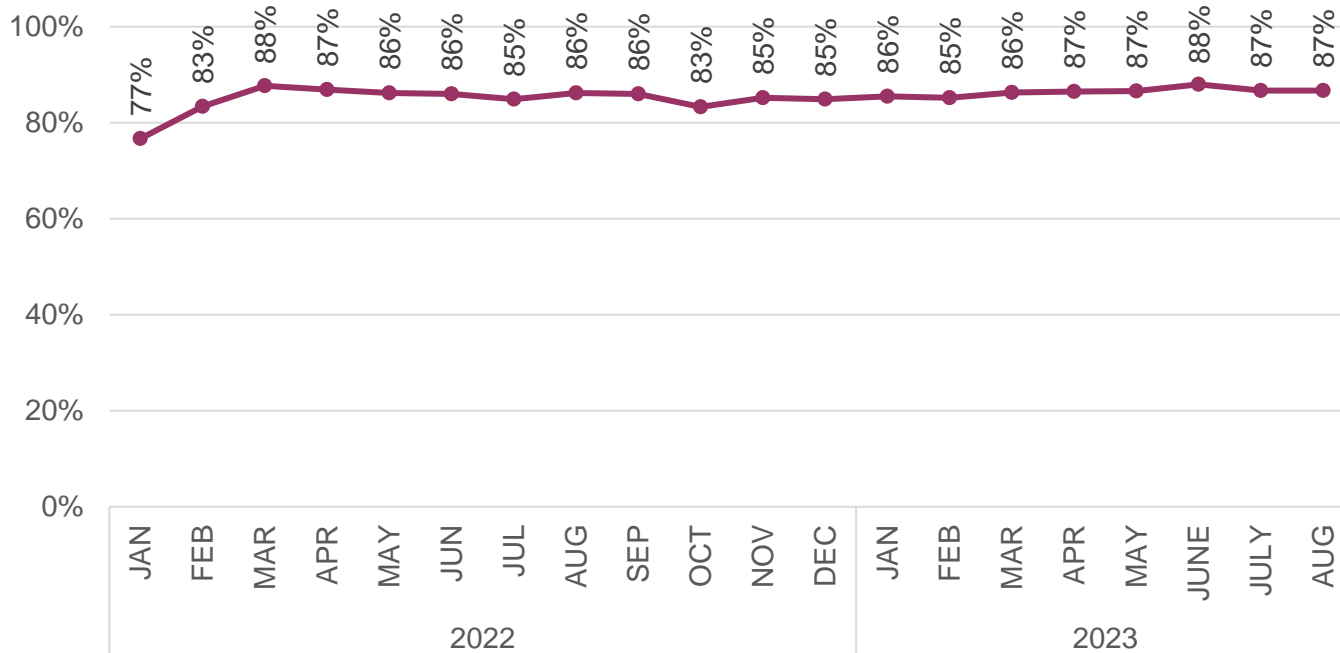
Looking ahead to the next six months, how confident are you in the recovery of the following?
 (Percentages indicating “very” or “somewhat” confident.)



Dentists’ confidence in their dental practice and the dental care sector declined slightly in August 2023. Confidence levels remain below a high point in 2021.

Busyness

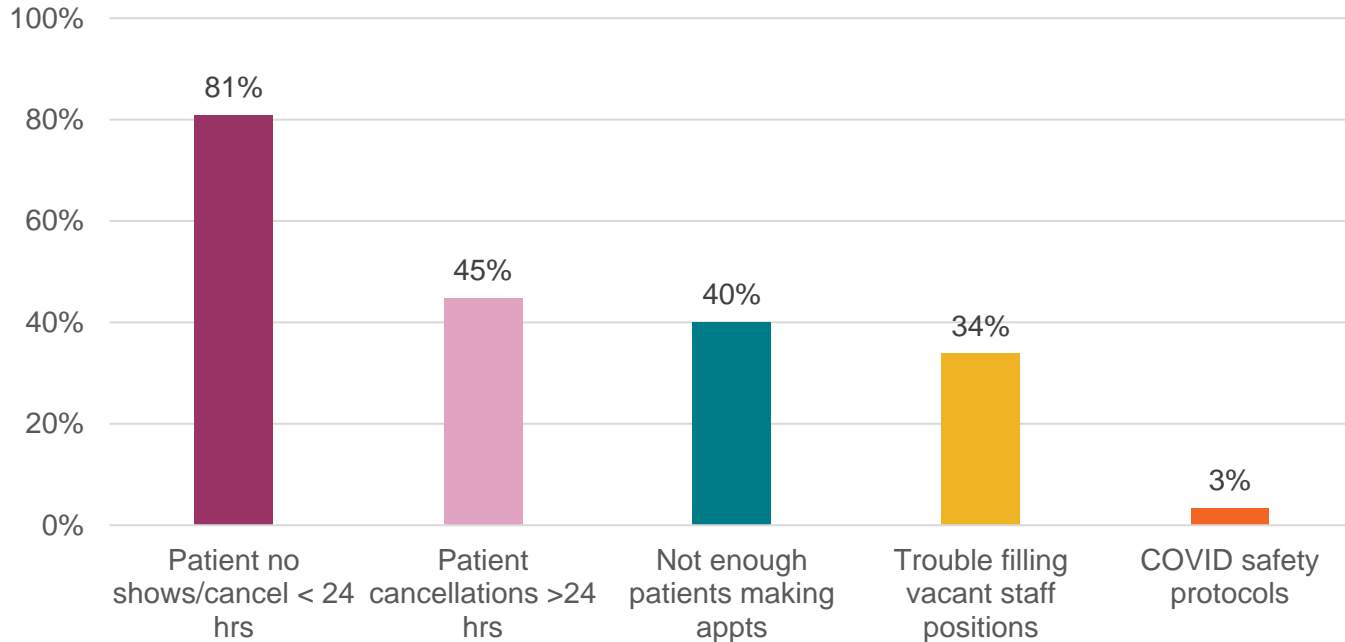
How full was your dental practice's appointment schedule last week?



Dentists' appointment schedules were 87% full in August 2023, a figure that has been steady throughout the year.

Barriers to Reaching Full Capacity

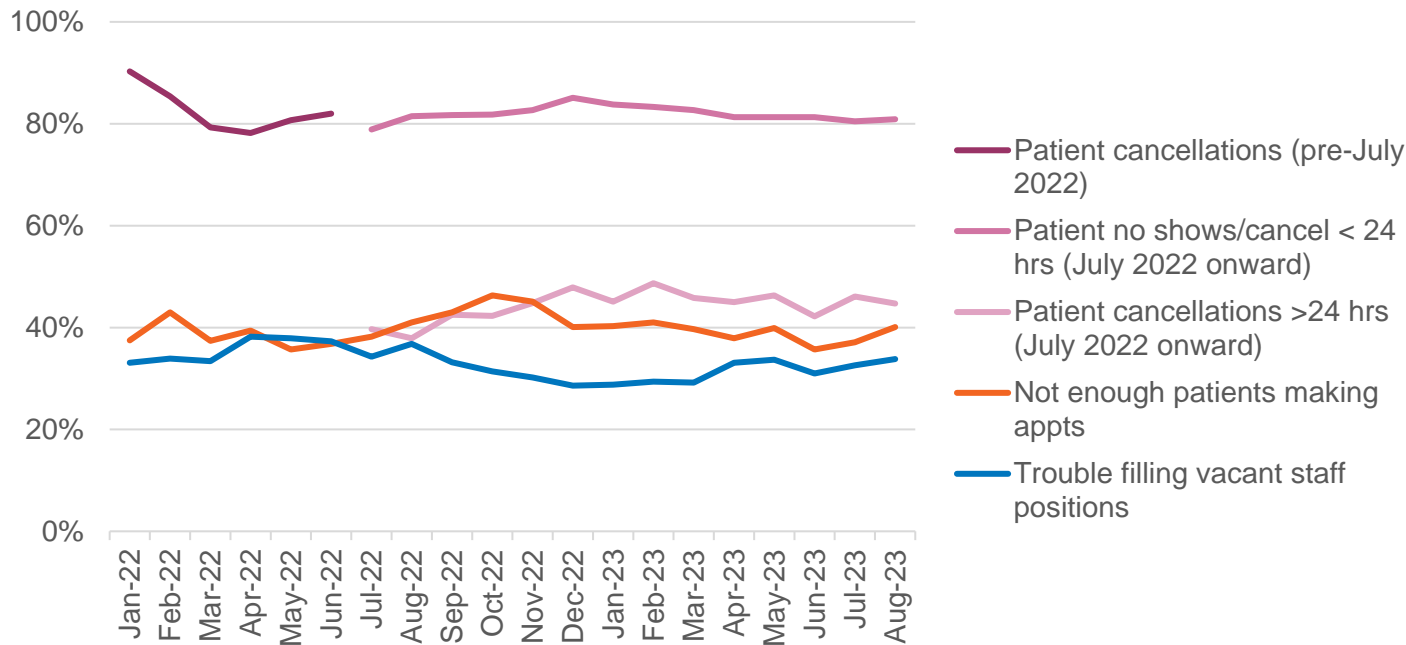
Which of the following factors prevented your dental practice's appointment schedule from reaching 100% last week? (Select all that apply.)



Patient no-shows and late cancellations remained the most common factor for unfilled practice schedules in August 2023.

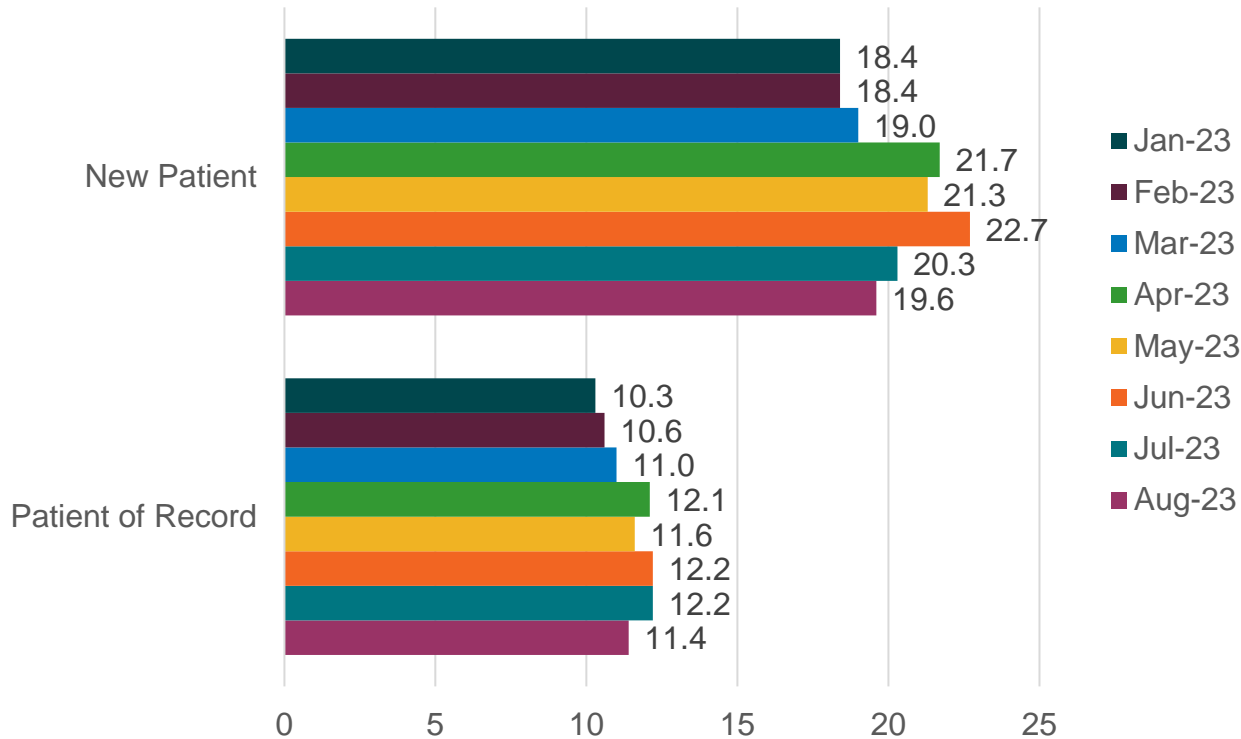
Barriers to Reaching Full Capacity

Which of the following factors prevented your dental practice's appointment schedule from reaching 100% last week? (Select all that apply.)



Short-notice cancellation was selected by about 8 in 10 dentists as a reason why their practice schedules are not full.

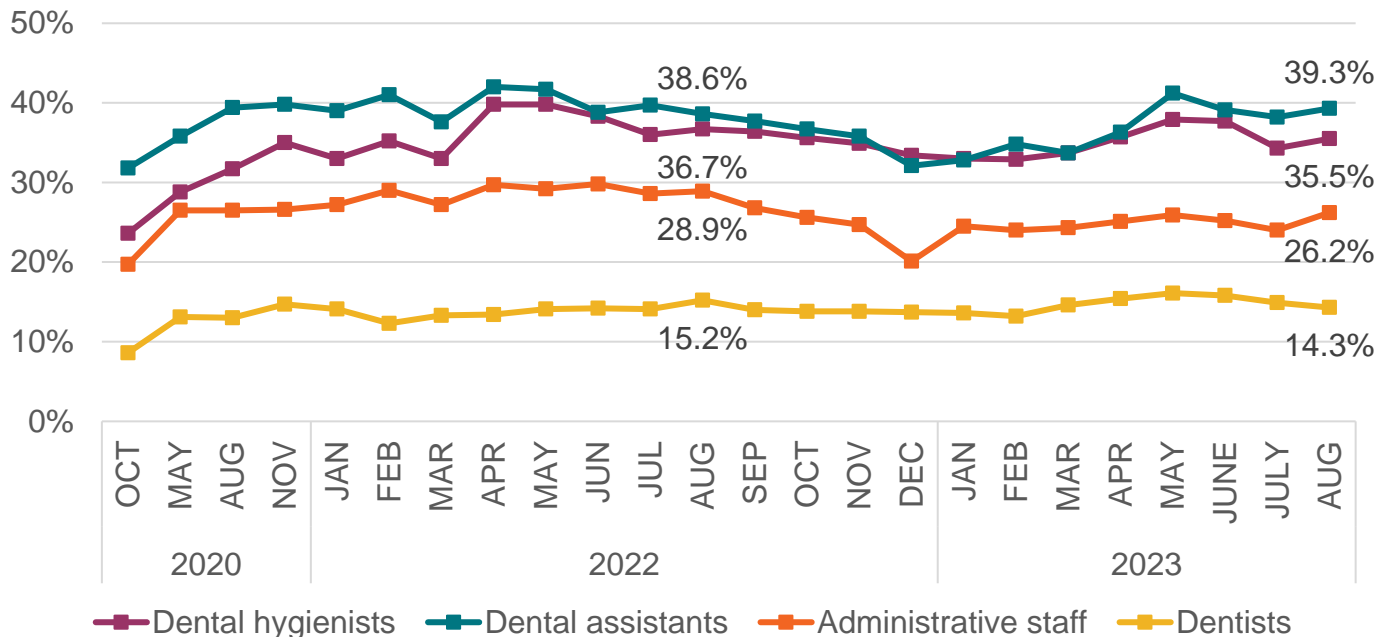
Average Wait Times (Days)



In August 2023, average appointment wait times for new patients and patients of record went down slightly compared to July 2023.

Dental Team Recruitment

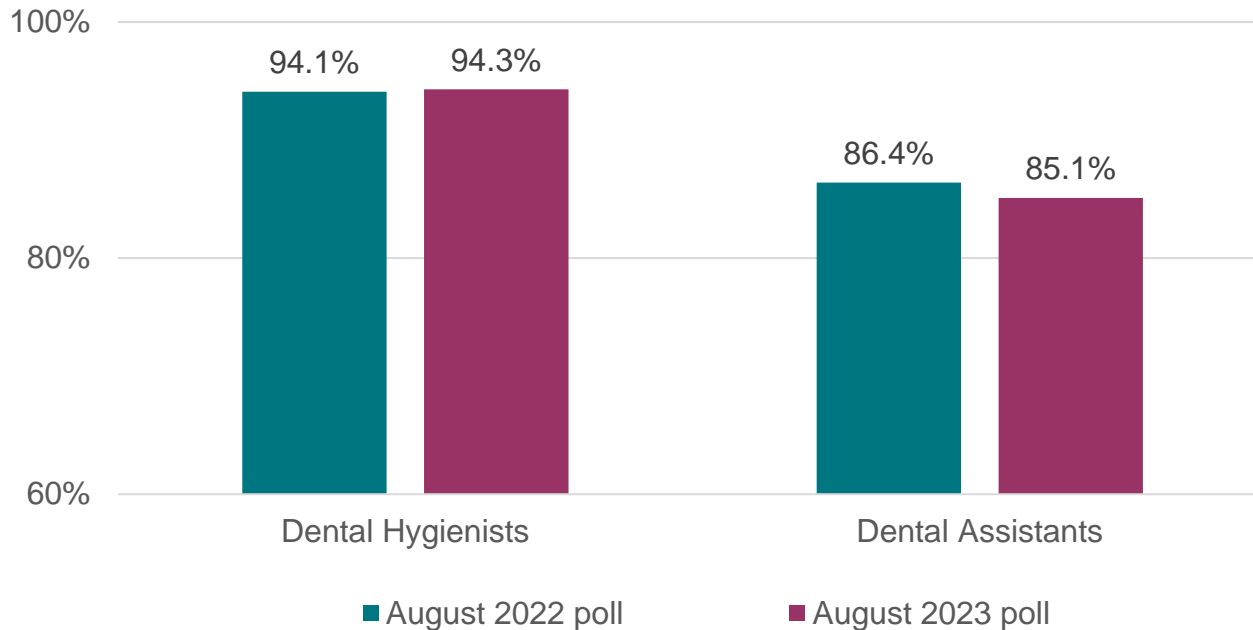
Have you recently or are you currently recruiting any of the following positions in your dental practice? (Percentages indicating “yes.”)



More than one-third of dentists continue to report they are actively recruiting dental hygienists and assistants.

Challenges Recruiting

How challenging has it been to recruit the position(s) below? (Percentage indicating “Extremely Challenging” and “Very Challenging”) August 2022 vs. August 2023

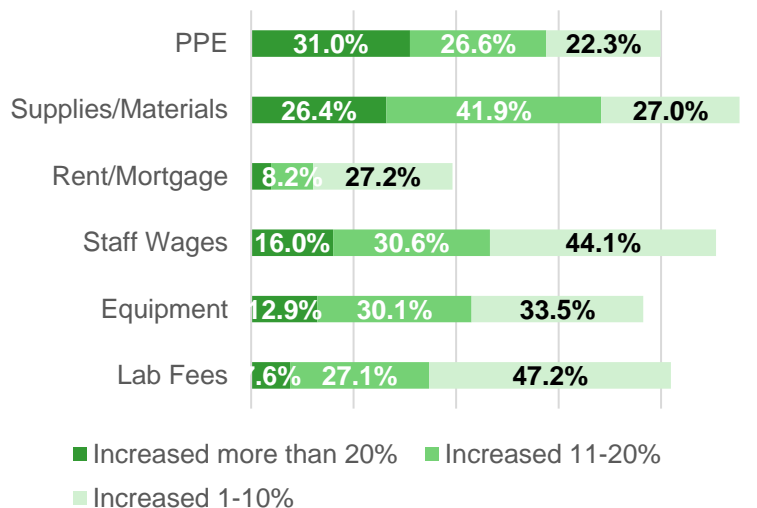


Dentists' perceived difficulty in recruiting dental hygienists and assistants is around the same as it was one year ago.

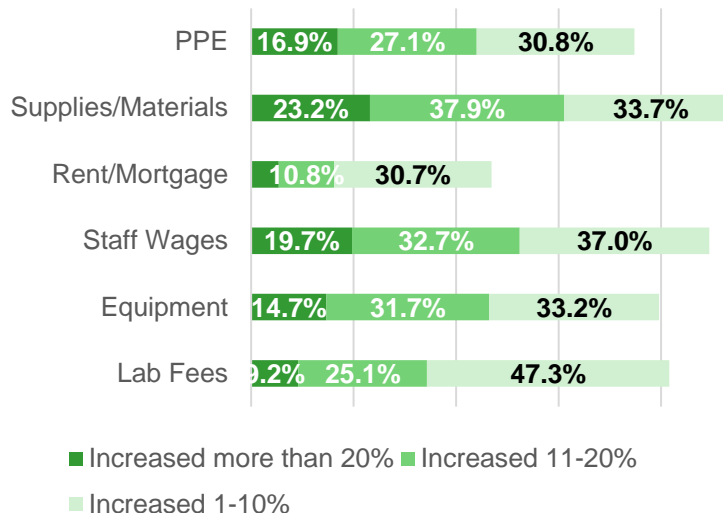
Practice Expense

[Owner dentists] Have prices changed for your practice in each of the following categories of expenses over the last 12 months?

August 2022



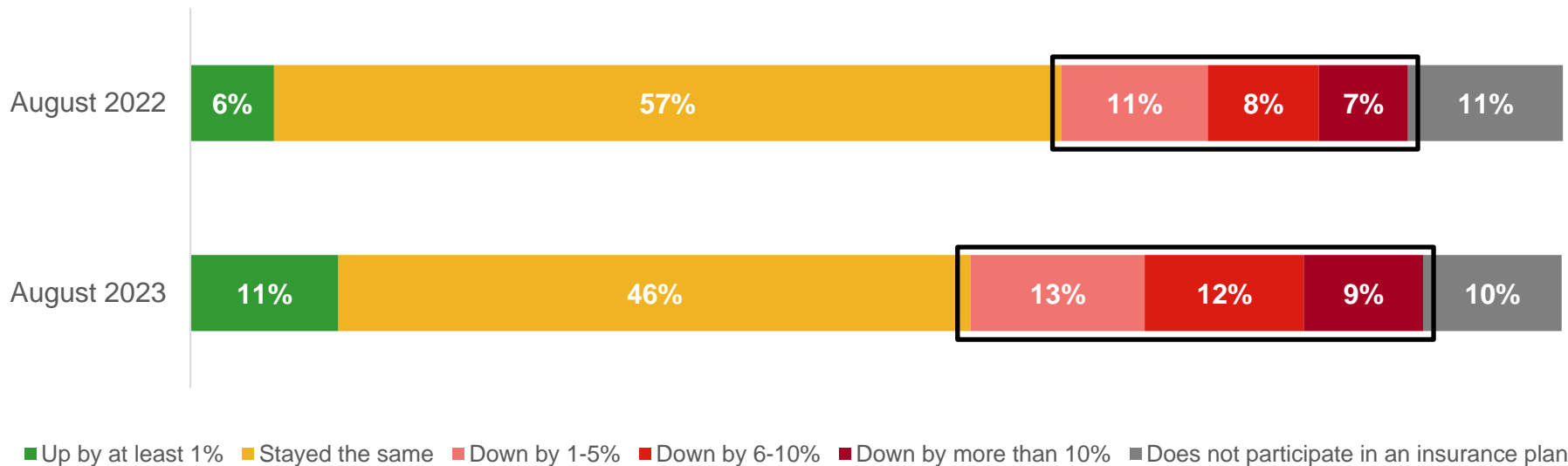
August 2023



In 2023, fewer dentists reported prices increased by more than 20% for PPE and supplies compared to 2022. But more dentists reported staff wages and equipment went up by more than 20%.

Insurance Reimbursement

[Owner dentists] How has the average reimbursement level from all insurance companies in your practice changed in the last 12 months?



Compared to one year ago, more dentists reported that reimbursement decreased.

Key Takeaways

- **Busyness:** Practice schedules have been consistently at about 85% to 88% full on average over the last year. The most cited reasons for underfilled practice schedules are patient cancellations and no-shows. Average patient wait times went down for new patients in August 2023.
- **Recruitment Needs:** The number of dentists actively recruiting dental hygienists and dental assistants went up slightly in August 2023. Dentists continue to say recruitment is extremely challenging.
- **Confidence:** Dentists' confidence in their practice and in the dental care sector declined slightly in August 2023.
- **Practice expenses:** Changes in practice expenses from August 2022 to August 2023 varied by category. For personal protective equipment, about 20% of dentists in 2023 said this expense increased by at least 20% compared to 16% of dentists in 2022.
- **Insurance reimbursement:** In 2023, more dentists reported that their reimbursement from insurance companies either stayed the same or decreased compared to one year ago, when more dentists reported reimbursement went up by at least 1%.

Thank you!

[@ADAHPI](#)

[ADA.org/HPI](#)

[ADA.org/HPIConsulting](#)

hpi@ada.org



ADA American Dental Association®