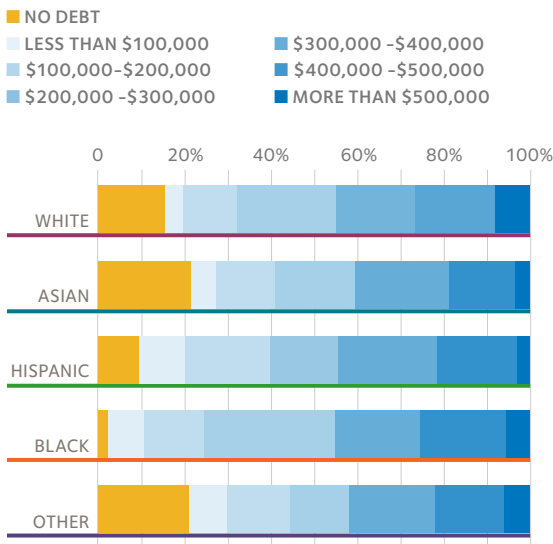


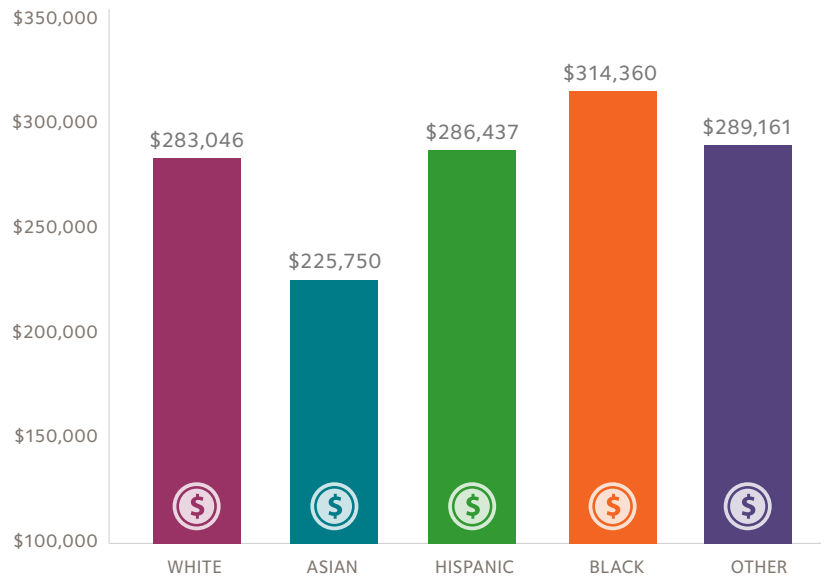
# Racial and Ethnic Mix of Dental Students in the U.S.

## DISTRIBUTION OF EDUCATION DEBT LEVELS AT GRADUATION, 2019 GRADS



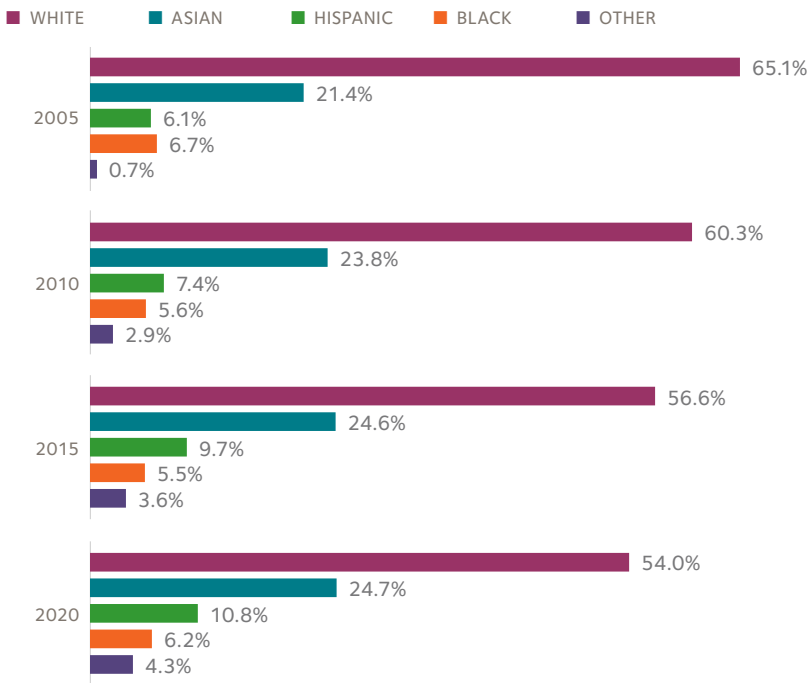
Source: ADA Health Policy Institute analysis of data from the American Dental Education Association.

## AVERAGE EDUCATIONAL DEBT AT GRADUATION, 2019 GRADS



Source: ADA Health Policy Institute analysis of the Survey of Dental Graduates and ADA masterfile. Includes responses where zero debt was indicated. Excludes responses with values greater than \$1 million to limit skewing.

## DISTRIBUTION OF FIRST YEAR DENTAL SCHOOL ENROLLEES, BY RACE



Source: ADA Health Policy Institute analysis of the ADA Survey of Dental Graduates, ADA masterfile and American Dental Education Association data.



THE DENTAL STUDENT BODY HAS DIVERSIFIED OVER TIME, with more Asian and Hispanic dental students. But the share of Black dental students has not changed. Nearly one-quarter of dental students are Asian, compared to 18% of dentists overall and 6% of the U.S. population.



EDUCATIONAL DEBT LEVELS FOR DENTAL SCHOOL GRADUATES VARY SIGNIFICANTLY BY RACE. For example, more than 20% of Asian dentists graduate with no student debt compared to less than 1% of Black dentists. Black dentists, by far, graduate with the highest levels of educational debt.