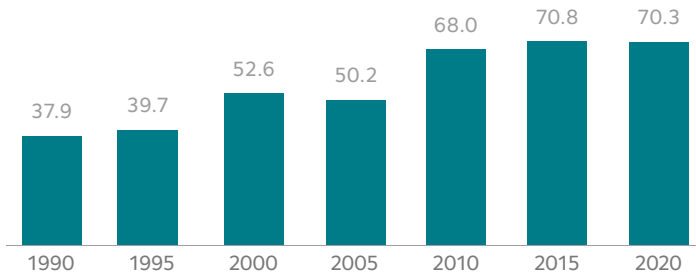
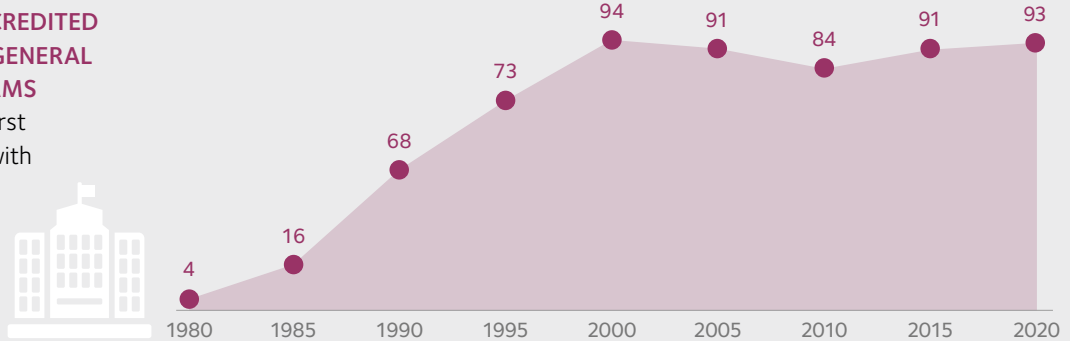


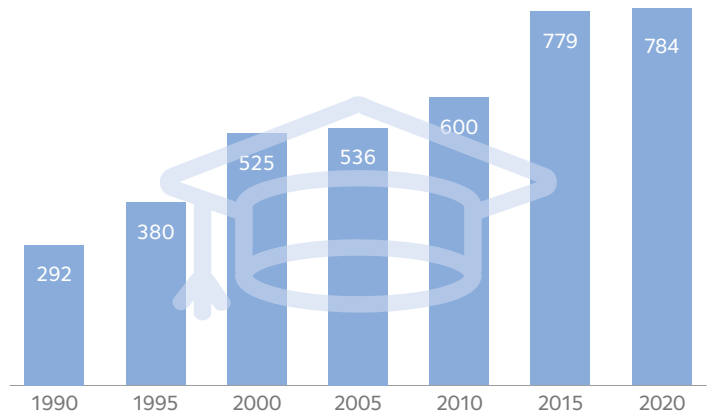
Trends in Advanced Education in General Dentistry Programs in the U.S.

THE NUMBER OF CODA-ACCREDITED ADVANCED EDUCATION IN GENERAL DENTISTRY (AEGD) PROGRAMS

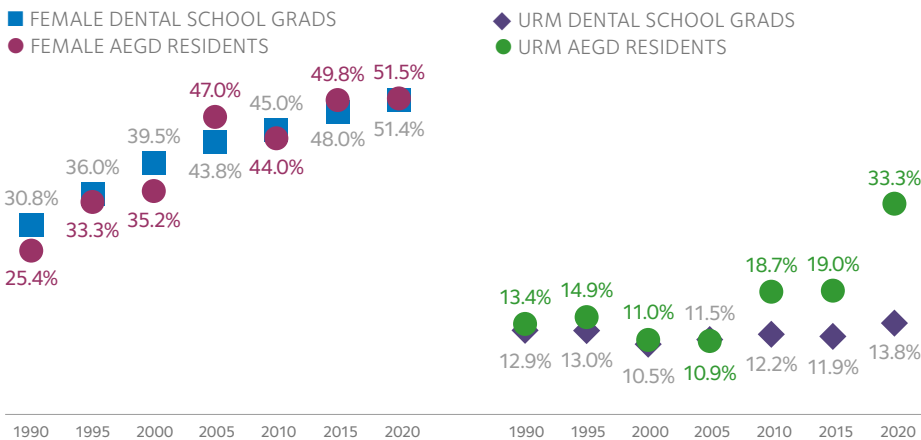
in the U.S. rose quickly since first recognized in 1981. Starting with 4 programs, there were as many as 94 AEGD programs by 2000. This number stood at 93 in 2020.



THE NUMBER OF APPLICATIONS RECEIVED PER AEGD PROGRAM has risen overall since 1990, when it stood at 37.9. This ratio reached 70.3 in 2020

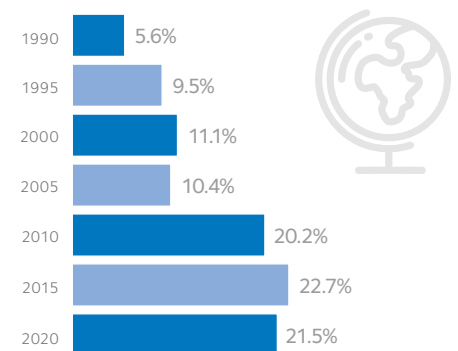


GRADUATES OF AEGD PROGRAMS have steadily increased since 1990. Starting at 292, the number of graduates increased to 784 by 2020.



FEMALE AND UNDER-REPRESENTED MINORITY (URM)* AEGD residents as a percentage of total enrollment have both increased since 1990, but at different rates. Female enrollment gradually increased from 25.4% to 51.5%. The percentage of URM residents, meanwhile, hovered in the teens from 1990 to 2015, before jumping to one-third in 2020.

*Includes residents who identify as Black or African-American, Hispanic or Latino, or American Indian or Alaskan Native.



THE PERCENTAGE OF AEGD RESIDENTS who are graduates of international dental schools showed a nearly four-fold increase overall, from 5.6% in 1990 to 21.5% in 2020.

Source: American Dental Association, Health Policy Institute, Survey of Advanced Dental Education (various years).