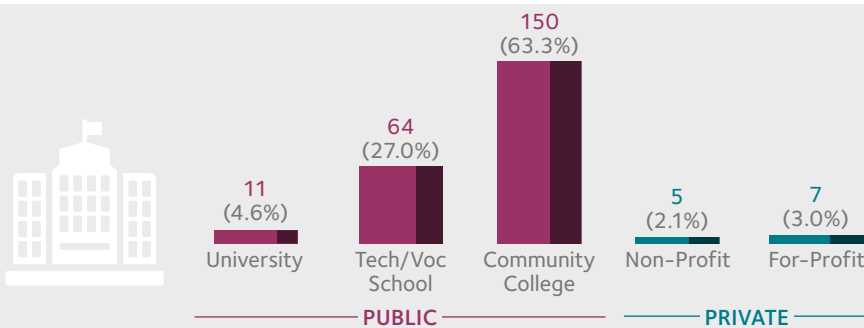
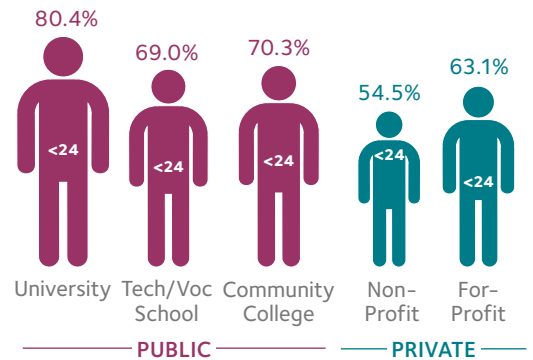


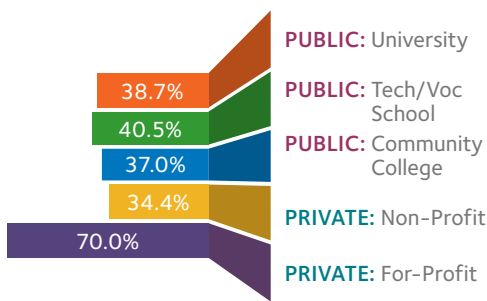
Dental Assisting Student Characteristics by Type of Sponsoring Institution



DATA FROM THE 2021-22 SURVEY OF DENTAL ASSISTING EDUCATION PROGRAMS were examined to compare student characteristics by type of sponsoring institution and setting. Five different types of programs are compared in this infographic: three public (those at a college/university, technical college/vocational school, or community college), and two private (for-profit technical college/vocational schools and non-profit colleges and universities).

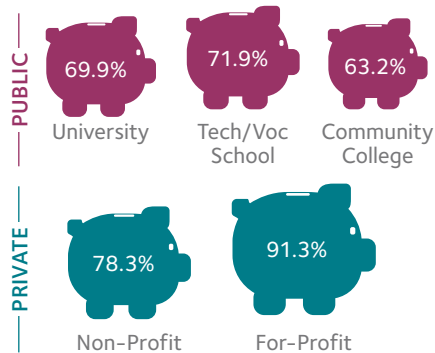


THE PERCENTAGE OF STUDENTS UNDER 24 YEARS OF AGE is highest at public universities, and lowest at private non-profit institutions.

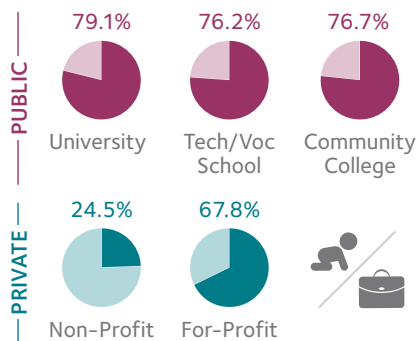


THE PERCENTAGE OF HURE¹ FIRST-YEAR STUDENTS is highest at private for-profit institutions, nearly twice as many as other types of programs.

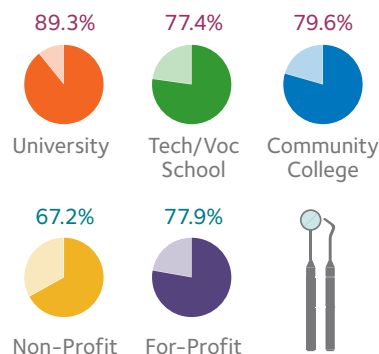
¹ Historically underrepresented racial and ethnic groups: Hispanic, Black or African-American, American Indian or Alaska Native, and Native Hawaiian or other Pacific Islander.



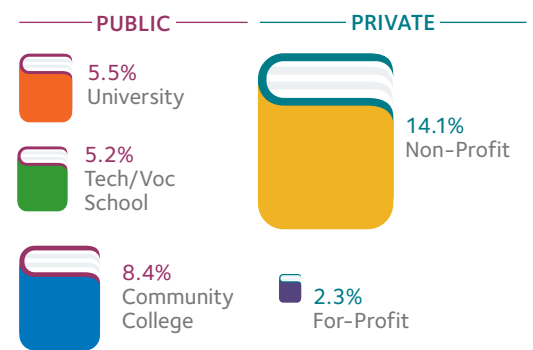
FINANCIAL AID is used by the majority of students at each type of program, with students at private for-profit schools most likely to have it.



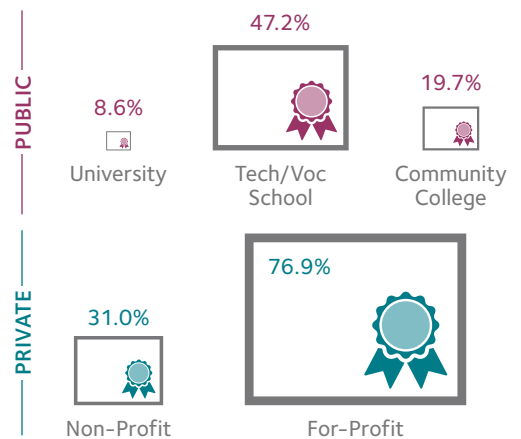
JOB OR FAMILY CARE RESPONSIBILITIES ARE COMMON among students, except those at private non-profit programs.



PARTICIPATION IN A DENTAL-RELATED ACTIVITY is high for 2020 graduates from all types of programs.



PART-TIME STUDENTS are a higher percentage of enrollment at private non-profit and public community colleges than other institutions.



THE PERCENTAGE OF STUDENTS WITH A HIGH SCHOOL DIPLOMA OR GED as their highest degree is highest by far at private, for-profit institutions.

Source: ADA Health Policy Institute, Commission on Dental Accreditation 2021-22 Survey of Dental Assisting Education Programs.