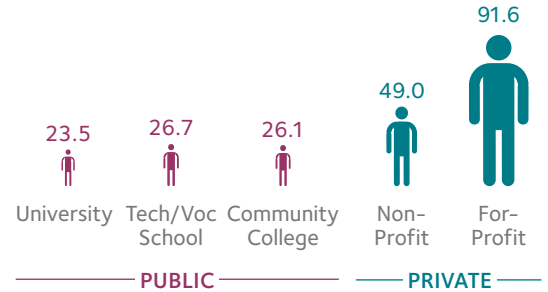
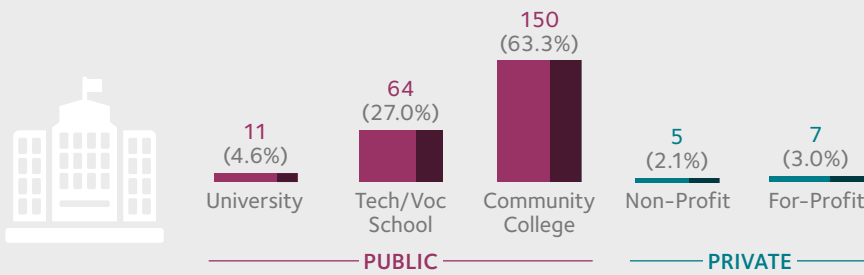
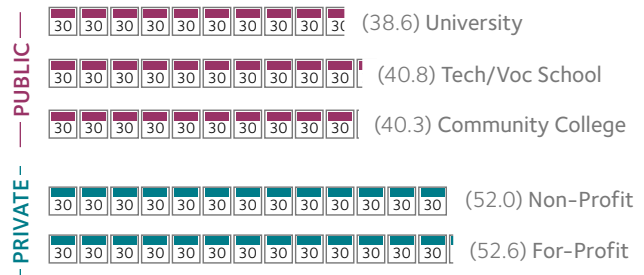
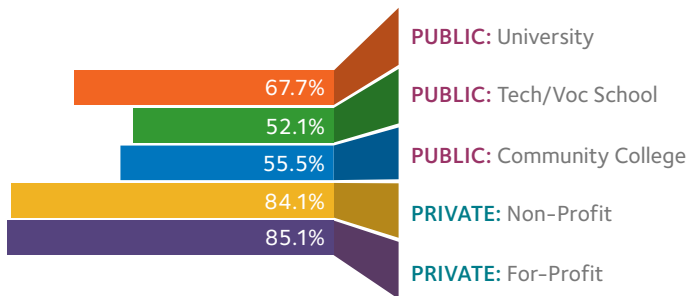


Dental Assisting Education Program Characteristics



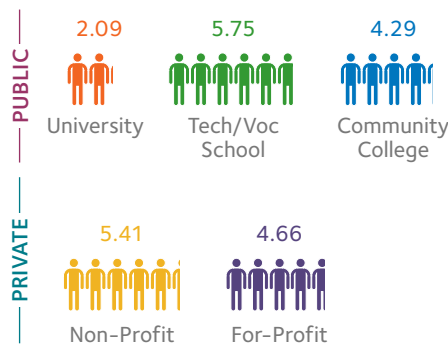
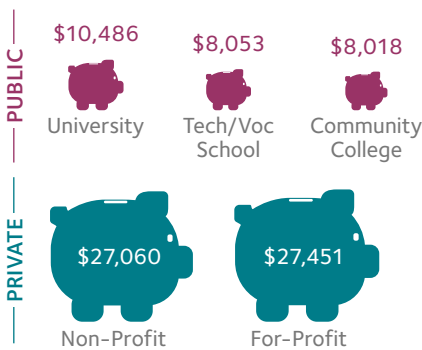
DATA FROM THE 2021-22 SURVEY OF DENTAL ASSISTING EDUCATION PROGRAMS were examined to compare programs by type of sponsoring institution and setting. Five different types of programs are compared in this infographic: three public (those at a college/university, technical college/vocational school, or community college), and two private (for-profit technical college/vocational schools and non-profit colleges and universities).

AVERAGE CAPACITY OF FIRST-YEAR CLASSES at private, for-profit institutions is more than three times the capacity of public institutions.



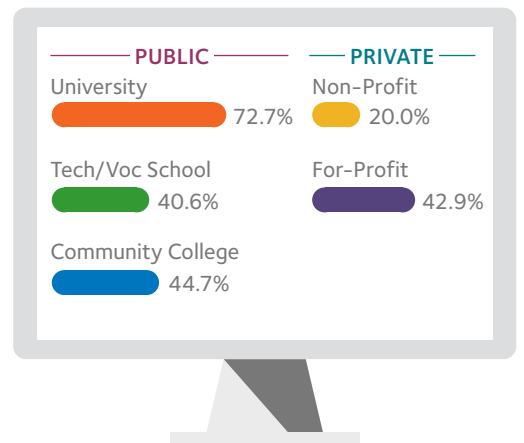
ACCEPTANCE RATES are highest among programs at private institutions (both non-profit and for-profit).

THE TOTAL PROGRAM LENGTH at private institutions is over 11 weeks longer, on average, than the program length at public institutions.



THE AVERAGE TOTAL COST (tuition and fees, plus related costs like textbooks, uniforms, and lab fees) is more than three times as much at programs located in private schools than public technical colleges/vocational schools or community colleges.

THE STUDENT-TO-FACULTY RATIO is lowest at public universities, while other types of programs have around four or five students per instructor.



ONLINE COURSES are offered by nearly half of all programs, but those at public universities are the most likely to utilize this method of instruction.

Source: ADA Health Policy Institute, Commission on Dental Accreditation 2021-22 Survey of Dental Assisting Education Programs.